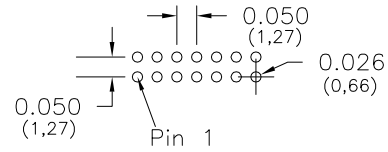
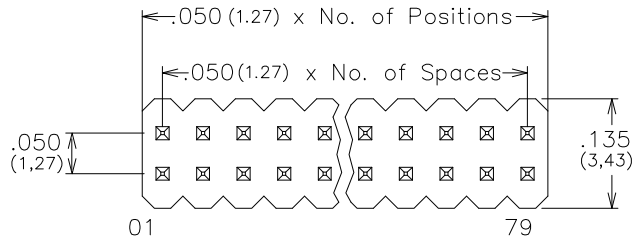
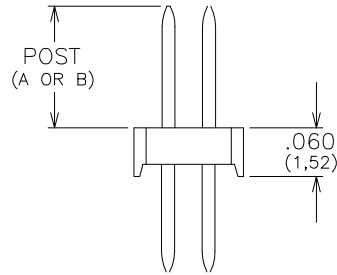
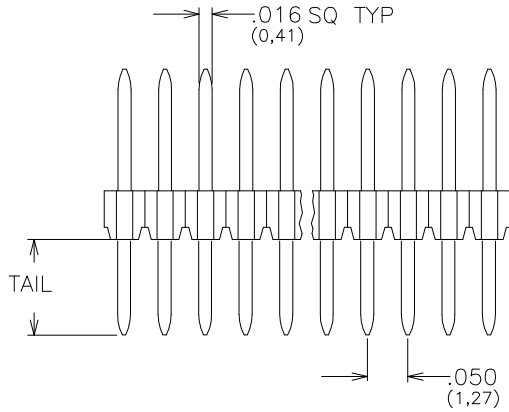


# Major League Electronics .050x.050 cl Terminal Strip Headers - Straight



Recommended P.C. Board Layout



Tails may be clipped to achieve desired pin length

## Ordering Information

TSHS-5  - D -  -  -  -  - LF

Pins Per Row  
01 - 40  
Row Specification  
D = Dual Row

Lead Free

Polarized Position  
Leave blank if not needed  
If required, specify empty pin position, e.g. 012 for Pin 12

Pin Options						
Tail with .120 Post		Tail with .075 Post		Length		
N/A	N/A	.084	2.13mm	.219	5.56mm	04
.148	3.76mm	.193	4.90mm	.328	8.32mm	06
.250	6.35mm	.295	7.49mm	.430	10.92mm	08
.300	7.62mm	.345	8.76mm	.480	12.19mm	10
.350	8.89mm	.395	10.03mm	.530	13.46mm	12
.400	10.16mm	.445	11.30mm	.580	14.73mm	14
.450	11.43mm	.495	12.57mm	.630	16.00mm	16
.500	12.70mm	.545	13.84mm	.680	17.27mm	18
.550	13.97mm	.595	15.11mm	.730	18.54mm	20
.600	15.24mm	.645	16.38mm	.780	19.81mm	22
.650	16.51mm	.695	17.65mm	.830	21.08mm	24

Plating Options	
G	10µ Gold on Contact Area / Flash on Tail
T	Matte Tin All Over
GT	10µ Gold on Contact Area / Matte Tin on Tail
H	30µ Gold on Contact Area / Matte Tin on Tail
F	Gold Flash over Entire Pin

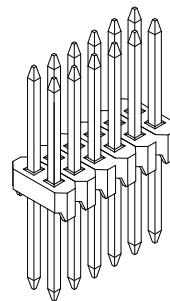
Post Height  
A = .075 (1.91)  
B = .120 (3.05)

## Specifications

Current Rating: 1.0 Ampere  
Insulation Resistance: 1000MΩ Min.  
Dielectric Withstanding: 300V AC  
Contact Resistance: 20 mΩ Max.  
Operating Temperature: -40°C to + 105°C  
Max. Process Temperature:  
Peak: 260°C up to 10 secs.  
Process: 230°C up to 60 secs.  
Wave: 260°C up to 6 secs.  
Manual Solder: 350°C up to 5 secs.

## Materials

Contact Material: Phosphor Bronze  
Insulator Material: Nylon 6T  
Plating: Au or Sn over 50µ" (1.27) Ni



Mates with:  
LSHSS,  
SMSS,  
SSHSS

Products cut to specific sizes are uncancellable/nonreturnable

Parts are subject to change without notice

**TSHS-5-D SERIES**

.050x.050 cl Dual Row - Straight  
Terminal Strip Headers

12 FEB 07

Scale  
NTS

UNLESS OTHERWISE SPECIFIED  
DIMENSIONS IN INCHES (MM)  
TOLERANCES ARE:

ONE PLACE DECIMALS ±.100  
TWO PLACE DECIMALS ±.010  
THREE PLACE DECIMALS ±.005  
FOUR PLACE DECIMALS ±.0020  
ANGLES  
±5°



4235 Earnings Way, New Albany, Indiana, 47150, USA  
1-800-782-3486 (USA/Canada/Mexico)  
Tel: 812-944-7244  
Fax: 812-944-7268  
E-mail: mle@mlelectronics.com  
Web: www.mlelectronics.com

Edition  
1

Sheet  
1/1