



2 Watt SURFACE MOUNT ZENER DIODES (110V to 350V)

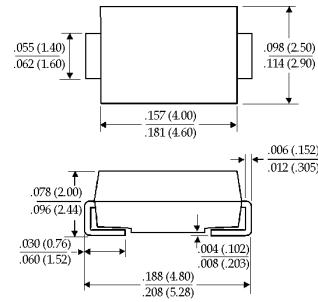
2ZS100...350 Series

Description



**DO-214AC
(SMA)**

Mechanical Dimensions



Features

- 5 & 10% VOLTAGE TOLERANCES AVAILABLE
- WIDE VOLTAGE RANGE
- MEETS UL SPECIFICATION 94V-0

Maximum Ratings	2ZS100...350 Series	Units
DC Power Dissipation with $T_L = 75^\circ\text{C} \dots P_D$	2	Watt
Lead Length = .375 Inches		
Derate Above 50°C	6.67	mW / °C
Operating & Storage Temperature Range... T_J, T_{STRG}	-65 to 100	°C

MAXIMUM RATINGS AND ELECTRICAL CHARACTERISTICS
 RATINGS AT 25°C AMBIENT TEMPERATURE UNLESS OTHERWISE SPECIFIED
 STORAGE AND OPERATING TEMPERATURE RANGE -55 TO + 150

ELECTRICAL CHARACTERISTICS (TA=25 UNLESS OTHERWISE NOTED) VF=1.2V MAX, IF = 200mA FOR ALL TYPES							
TYPE	ZENER BREAKDOWN VOLTAGE	DYNAMIC IMPEDANCES @ 25 TA				MAXIMUM REVERSE CURRENT @ MEASUREMENT VOLTAGE AND 25 TA	
	V _Z	I _{ZT}	Z _{ZT}	I _{ZK}	Z _{ZK}	V _R	I _R
	V	mA	Ohms	mA	ohms	V	µA
2ZS110B	110	5	750	0.25	5000	80	0.5
2ZS115B	115	5	750	0.25	5000	85	0.5
2ZS120B	120	5	850	0.25	5000	90	0.5
2ZS130B	130	5	1000	0.25	5000	95	0.5
2ZS140B	140	5	1200	0.25	5000	105	0.5
2ZS150B	150	5	1300	0.25	5000	110	0.5
2ZS160B	160	5	1500	0.25	5000	120	0.5
2ZS170B	170	5	2200	0.25	5000	130	0.5
2ZS180B	180	5	2200	0.25	5000	140	0.5
2ZS190B	190	5	2500	0.25	5000	150	0.5
2ZS200B	200	5	2500	0.25	8000	165	0.5
2ZS210B	210	5	5000	0.25	9000	165	0.5
2ZS220B	220	5	5000	0.25	9000	170	0.5
2ZS230B	230	5	5000	0.25	9000	175	0.5
2ZS240B	240	5	5000	0.25	9000	180	0.5
2ZS250B	250	5	5000	0.25	9000	190	0.5
2ZS260B	260	5	5000	0.25	9000	195	0.5
2ZS270B	270	5	5000	0.25	9000	200	0.5
2ZS280B	280	5	5000	0.25	9000	210	0.5
2ZS290B	290	5	5000	0.25	9000	215	0.5
2ZS300B	300	5	5000	0.25	9000	220	0.5
2ZS310B	310	5	5000	0.25	9500	225	0.5
2ZS320B	320	5	5000	0.25	9500	233	0.5
2ZS330B	330	5	5000	0.25	9500	240	0.5
2ZS340B	340	5	5000	0.25	9500	250	0.5
2ZS350B	350	5	5000	0.25	9500	260	0.5

NOTE : STANDARD ± 20% , SUFFIX "A" ± 10%, SUFFIX "B" ± 5% "U" +5% -0 %, SUFFIX "D" +0% -5 % , SUFFIX "T" ±10V

RATING AND CHARACTERISTIC CURVES 2ZS110B THRU 2ZS350B

FIG. 1 - MAXIMUM CONTINUOUS POWER DISSIPARION

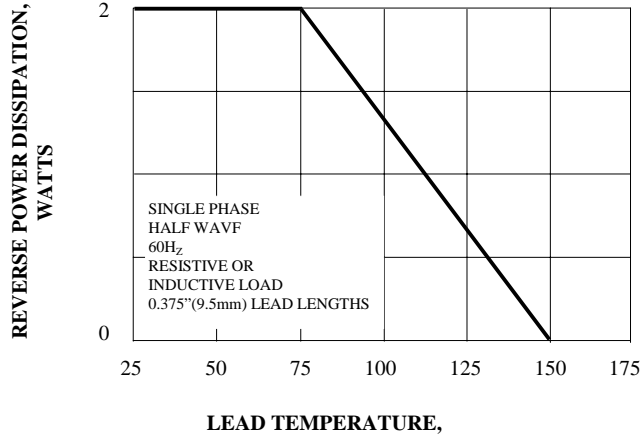


FIG. 2 - ZENER VOLTAGE VERSUS ZENER CURRENT

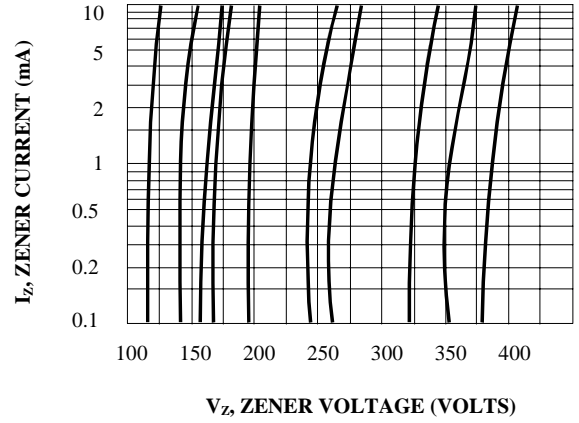


FIG. 3 - TYPICAL INSTANTANEOUS FORWARD CHARACTERISTICS

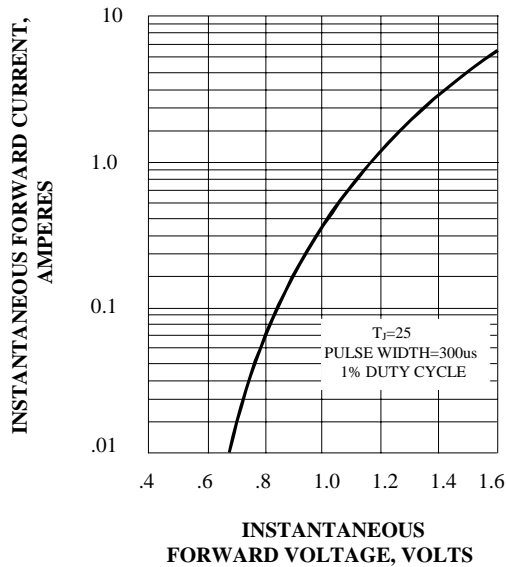


FIG. 4 - TYPICAL REVERSE CHARACTERISTICS

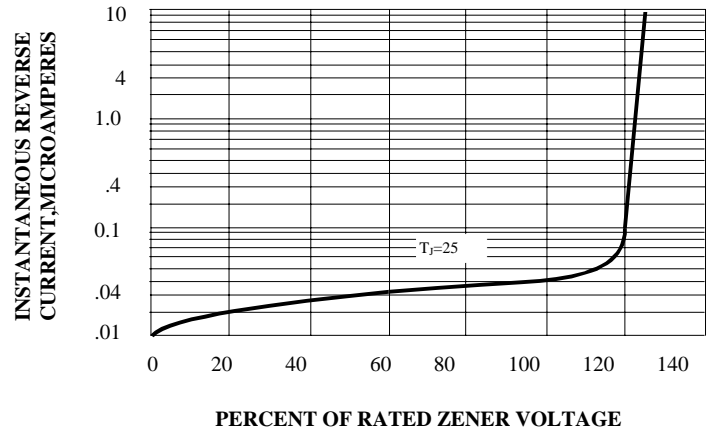


FIG. 5 - TYPICAL TEMPERATURE COEFFICIENTS

