

Perma-Seal NYLON terminals and splices provide a rugged, environmentally sealed connection for wire sizes 8 to 22 AWG that will insulate, seal and protect joints from physical abuse and abrasion, water, salt and other corrosive compounds.

**Waterproof adhesive seal**

Perma-Seal terminals and splices give you long-lasting, moisture-proof connections that withstand water, salt, condensation, corrosion and heat, all of which cause serious problems for conventional, unsealed splices. The inner wall of the heat-shrinkable NYLON Perma-Seal sleeve is lined with a special hot-melt adhesive that is inert at room temperature, permitting wires to be

inserted easily into the splices and terminals. As the sleeve is heated, the adhesive melts and flows under pressure from the tubing. This action creates a voidless seal that repels moisture incursion even during pressure cycling, and stands up to some of the most rigorous tests that can be applied to high-performance splices, such as the salt fog test Mil-T-7928.

**Tough and durable**

The tough NYLON sleeve of Perma-Seal splices and terminals resists abrasion and cutting. This protection helps to maintain the insulation and sealing properties even in the most hostile environments, inside and out.



Ring		
Wire Range AWG	Stud Size	Order No.
18-22 (0.80-0.35)	6	19164-0085
	8	19164-0086
	10	19164-0003
	1/4	19164-0004
	3/8	19164-0005
14-16 (2.00-1.30)	6	19164-0032
	8	19164-0033
	10	19164-0034
	1/4	19164-0026
	5/16	19164-0027
10-12 (5.00-3.30)	3/8	19164-0020
	6	19164-0061
	8	19164-0062
	10	19164-0065
	1/4	19164-0066
8 (8.50)	5/16	19164-0067
	3/8	19164-0068
	1/2	19164-0058
	10	19164-0080
	1/4	19164-0081
	5/16	19164-0083
	3/8	19164-0082



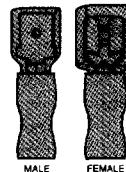
Butt Splices		
Wire Range AWG	Loose Piece Order No.	Mylar Tape Order No.
18-22 (0.80-0.35)	19164-0013	19164-0014
14-16 (2.00-1.30)	19164-0044	19164-0045
10-12 (5.00-3.30)	19164-0056	19164-0057
8 (8.50)	19164-0079	



Step Down Butt	
Wire Range AWG	Order No.
14-16 (2.00-1.30) to 18-22 (0.80-0.35)	19164-0043
10-12 (5.00-3.30) to 14-16 (2.00-1.30)	19164-0077



Quick Disconnects		
Wire Range AWG	Fits Tab Size (in.)	Order No.
18-22 (0.80-0.35)	.250 by .032	19164-0012
14-16 (2.00-1.30)	.250 by .032	19164-0047
10-12 (5.00-3.30)	.250 by .032	19164-0059



Quick Disconnect Couplers					
Wire Range AWG	Tab Size (in.)	Loose Piece Order No. Male	Loose Piece Order No. Female	Mylar Tape Order No. Male	Mylar Tape Order No. Female
18-22 (0.80-0.35)	.250 by .032	19164-0015	19164-0017	19164-0016	19164-0018
14-16 (2.00-1.30)	.250 by .032	19164-0048	19164-0050	19164-0049	19164-0051
10-12 (5.00-3.30)	.250 by .032	19164-0075	19164-0076		



Spade		
Wire Range AWG	Stud Size	Order No.
18-22 (0.80-0.35)	6	19164-0006
	8	19164-0007
	10	19164-0008
14-16 (2.00-1.30)	6	19164-0028
	8	19164-0029
	10	19164-0030
10-12 (5.00-3.30)	6	19164-0069
	8	19164-0070
	10	19164-0072
	1/4	19164-0073




Snap Plug		
Wire Range AWG	Diameter (in.)	Order No.
18-22 (0.80-0.35)	.156	19164-0010
14-16 (2.00-1.30)	.156	19164-0040



Snap Plug Receptacle		
Wire Range AWG	Diameter (in.)	Order No.
18-22 (0.80-0.35)	.156	19164-0052
	.180	19164-0053
14-16 (2.00-1.30)	.156	19164-0054
	.180	19164-0055




Hook		
Wire Range AWG	Stud Size	Order No.
14-16 (2.00-1.30)	10	19164-0021



3-Way		
Wire Range AWG	Stud Size	Order No.
18-22 (0.80-0.35)		19164-0011
14-16 (2.00-1.30)		19164-0042
10-12 (5.00-3.30)		19164-0074

**Simple Installation**



Select the correct splice size for the wire gauge. Strip the wires 7.60mm (.300") from the end and insert into the crimp barrel.



Making sure the wire end is properly seated, make the crimp connection using a tool designed for insulated splices.



Apply heat directly to the splice, working from the center out to the edges, using a hot air gun or other heat source, until the tubing shrinks and the adhesive flows. Allow to cool before inspecting splice and checking the integrity.

