

**REVISION**

0	KB	C ROSE
3/8/2005 ECN-44242 ISSUE FOR REVIEW.		
1	CW	C ROSE
6/13/2005 ECN-47294 ADD 'NICKEL PLATED' TO SHIELD IN MATERIAL BLOCK; ADD PACKAGING VIEW; ADD NOTE 2		
2	DF	J REID
2/21/2006 ECN-56342 INCREASE 'G' BY .1, MAKE IT A 2 PLACE DECIMAL ('D' POS-1) X .800 [.0315] .800 NEEDS TO GO TO 2 PLACES		
3	DF	J REID
4/24/2006 ECN-58687 CHG PART NUMBER FROM 'VHDCP-1XX-01-M-EM' TO 'VHDCP-XX-01-M-EM'; ISO VIEW; CHG 'VHDCM-168-01-M-EM' TO 'VHDCP-68-01-M-EM'		
A	BR	J REID
12/21/2006 ECN-69244 RELEASE FOR PRODUCTION		

**DESIGNED & DIMENSIONED IN MILLIMETERS [INCHES]**

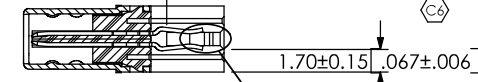
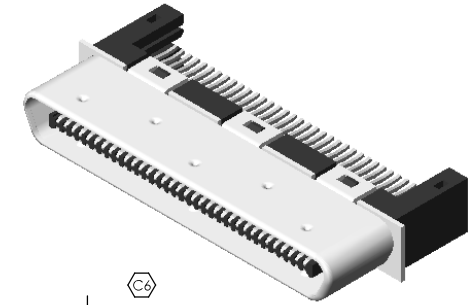
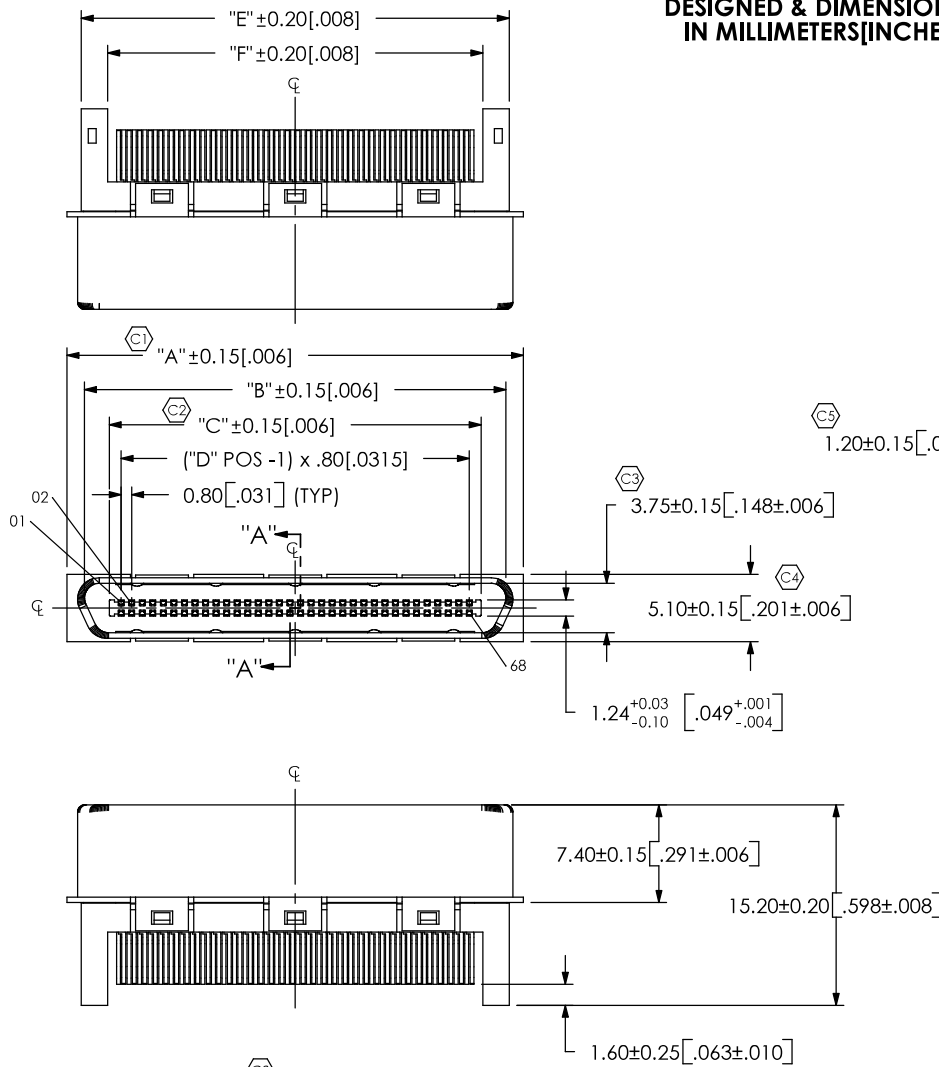
**VHDCP-XX-01-M-EM**

**No OF POSITIONS**  
-36, -50, -68 (TOTAL)

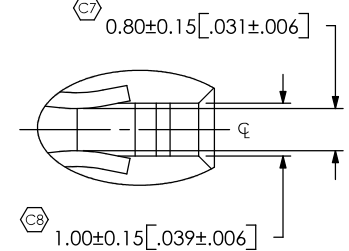
**MOUNTING OPTION**  
-EM: EDGE MOUNT

**LEAD STYLE**  
-01

**PLATING SPECIFICATION**  
-M: MEDIUM SELECTIVE GOLD:  
.000015 GOLD OVER .000050 NICKEL IN CONTACT AREA, .000100 TIN OVER .000050 NICKEL ON TAILS



SECTION "A"-"A"

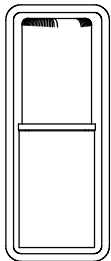


DETAIL 'B'  
SCALE 7 : 1

VHDCP-68-01-M-EM SHOWN

**PACKAGING VIEW**

(SEE NOTE 2)



TUBE: PT-1-24-02-155  
PLUG: TP-09

**NOTES:**

1. Ⓢ REPRESENTS A CRITICAL DIMENSION.
2. LOAD POSITION 1 IN THE DIRECTION OF THE ARROW.

DETAIL 'C'  
SCALE 3.5 : 1

**TABLE 1**

No OF POS.	"A"	"B"	"C"	"D"	"E"	"F"	"G"
-36	21.80 [0.858]	19.15 [0.754]	15.40 [0.606]	18	19.65 [0.774]	15.65 [0.616]	17.50 [0.6890]
-50	27.40 [1.079]	24.75 [0.974]	21.00 [0.827]	25	25.25 [0.994]	21.25 [0.837]	23.10 [0.9094]
-68	34.60 [1.362]	31.95 [1.258]	28.20 [1.110]	34	32.45 [1.278]	28.45 [1.120]	30.30 [1.1929]

UNLESS OTHERWISE SPECIFIED, DIMENSIONS ARE IN MILLIMETERS. TOLERANCES ARE:  
DECIMALS ANGLES  
.X: ±0.2 [.008] 1°  
.XX: ±0.13 [.005]  
.XXX: ±0.051 [.0020]

**PROPRIETARY NOTE**

THIS DOCUMENT CONTAINS INFORMATION CONFIDENTIAL AND PROPRIETARY TO SAMTEC, INC. AND SHALL NOT BE REPRODUCED OR TRANSFERRED TO OTHER DOCUMENTS OR DISCLOSED TO OTHERS OR USED FOR ANY PURPOSE OTHER THAN THAT WHICH IT WAS OBTAINED WITHOUT THE EXPRESSED WRITTEN CONSENT OF SAMTEC, INC.

**SAMTEC**

520 PARK EAST BLVD. NEW ALBANY, IN 47150  
\* PHONE: 812.944.6733 FAX: 812.948.5047  
e-Mail: INFO@SAMTEC.COM CODE: 55322

**MATERIAL:**  
INSULATOR: VECTRA E130i  
TERMINAL: PHOS BRONZE  
SHIELD: PHOS BRONZE; Ni PLATED

DO NOT SCALE DRAWING

SHEET SCALE: 1.75:1

DESCRIPTION:  
.8mm VDHCI PLUG, EDGE MOUNT

DWG. NO. **VHDCP-XX-01-M-EM**

BY: BRATCHER 3/8/2005 SHEET 1 OF 1

