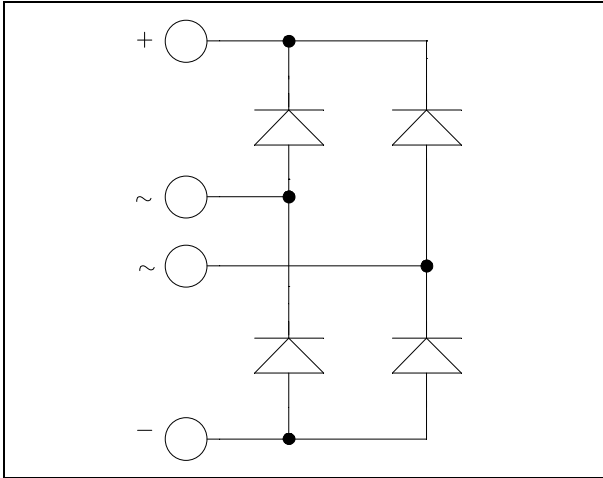


ISOTOP[®] Schottky Diode
Full Bridge Power Module

$V_{RRM} = 45V$
 $I_F = 40A @ T_c = 80^{\circ}C$




Application

- Switch mode power supplies rectifier
- Induction heating
- Welding equipment

Features

- Ultra fast recovery times
- Soft recovery characteristics
- High current
- Very low stray inductance
- High level of integration
- ISOTOP[®] Package (SOT-227)




Benefits

- Outstanding performance at high frequency operation
- Low losses
- Low noise switching
- Direct mounting to heatsink (isolated package)
- Low junction to case thermal resistance
- RoHS Compliant

Absolute maximum ratings

Symbol	Parameter	Max ratings	Unit
V_R	Maximum DC reverse Voltage	45	V
V_{RRM}	Maximum Peak Repetitive Reverse Voltage		
I_{FAV}	Rectangular, d = 0.5	40	A
I_{FSM}	Non-Repetitive Forward Surge Current	450	
		t = 10ms	$T_C = 80^{\circ}C$ $T_J = 45^{\circ}C$

 **CAUTION:** These Devices are sensitive to Electrostatic Discharge. Proper Handling Procedures Should Be Followed. See application note APT0502 on www.microsemi.com

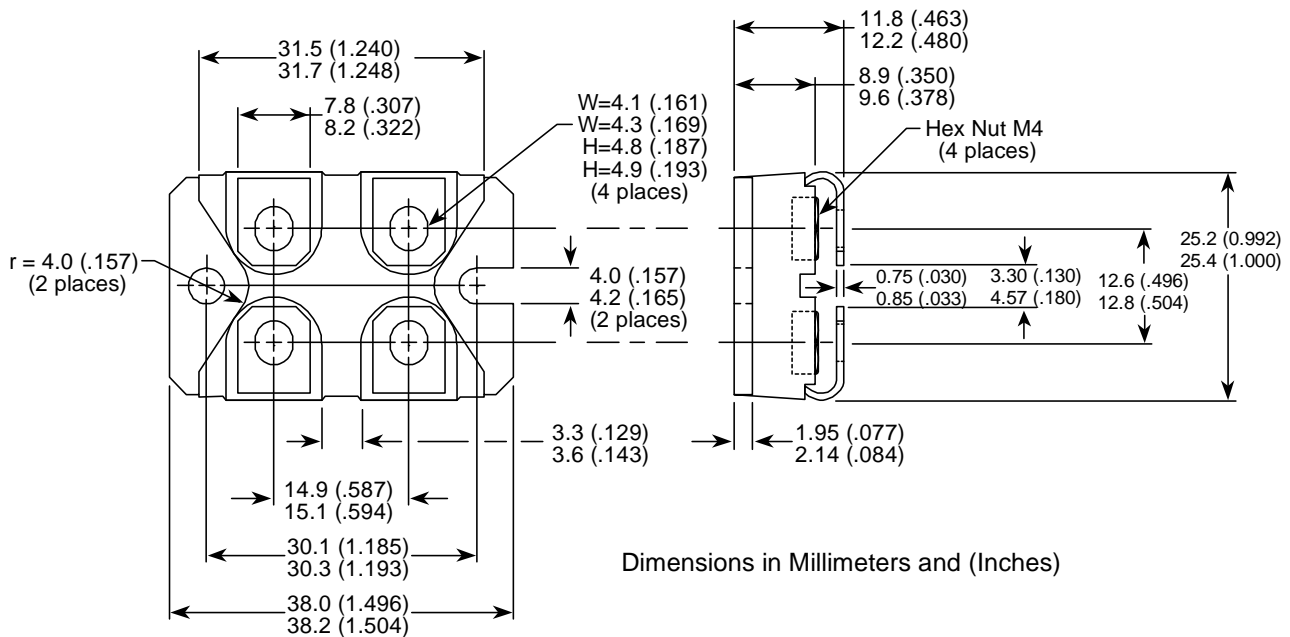
All ratings @ $T_j = 25^\circ\text{C}$ unless otherwise specified

Electrical Characteristics

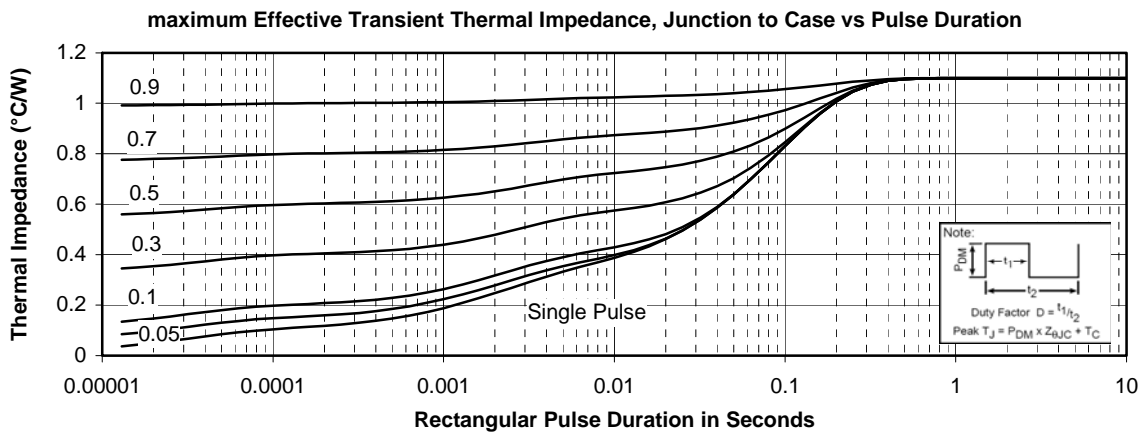
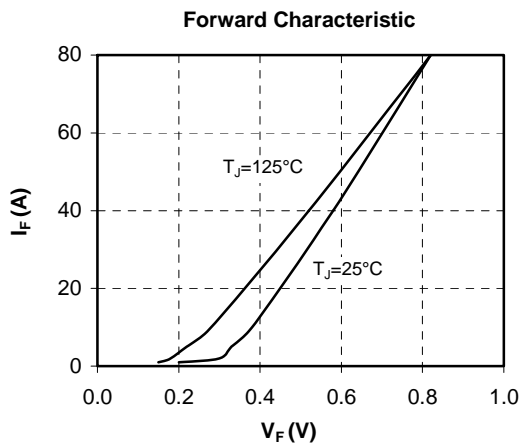
Symbol	Characteristic	Test Conditions	Min	Typ	Max	Unit
I_R	Reverse Current	$V_R = 45\text{V}$	$T_j = 25^\circ\text{C}$		20	mA
			$T_j = 125^\circ\text{C}$		200	
V_F	Forward Voltage	$I_F = 40\text{A}$	$T_j = 25^\circ\text{C}$		0.58	V
			$T_j = 125^\circ\text{C}$		0.48	

Thermal and package characteristics

Symbol	Characteristic	Min	Typ	Max	Unit
R_{thJC}	Junction to Case Thermal resistance			1.1	$^\circ\text{C}/\text{W}$
R_{thJA}	Junction to Ambient			20	$^\circ\text{C}/\text{W}$
V_{ISOL}	RMS Isolation Voltage, any terminal to case $t = 1$ min, $I_{isol} < 1\text{mA}$, 50/60Hz	2500			V
T_J, T_{STG}	Storage Temperature Range	-55		150	$^\circ\text{C}$
T_L	Max Lead Temp for Soldering: 0.063" from case for 10 sec			300	$^\circ\text{C}$
Torque	Mounting torque (Mounting = 8-32 or 4mm Machine and terminals = 4mm Machine)			1.5	N.m
Wt	Package Weight		29.2		g

SOT-227 (ISOTOP[®]) Package Outline


Typical Performance Curve



ISOTOP® is a registered trademark of ST Microelectronics NV

Microsemi reserves the right to change, without notice, the specifications and information contained herein

Microsemi's products are covered by one or more of U.S. patents 4,895,810 5,045,903 5,089,434 5,182,234 5,019,522 5,262,336 6,503,786 5,256,583 4,748,103 5,283,202 5,231,474 5,434,095 5,528,058 6,939,743 7,352,045 5,283,201 5,801,417 5,648,283 7,196,634 6,664,594 7,157,886 6,939,743 7,342,262 and foreign patents. U.S and Foreign patents pending. All Rights Reserved.