



TAI-SAW TECHNOLOGY CO., LTD.

No. 3, Industrial 2nd Rd., Ping-Chen Industrial District,
Taoyuan, 324, Taiwan, R.O.C.

TEL: 886-3-4690038 FAX: 886-3-4697532

E-mail: tstsales@mail.taisaw.com Web: www.taisaw.com

Approval Sheet For Product Specification

Issued Date:

Product Name: SAW Filter 915MHz SMD 3.8×3.8mm

TST Parts No.:TA0521A

Customer Parts No.:_____

Company: _____
Division: _____
Approved by : _____
Date: _____

Checked by: _____ Asin Lin

Approval by: _____ Francis Chen

Date: _____ 2007/06/28



TAI-SAW TECHNOLOGY CO., LTD.

No. 3, Industrial 2nd Rd., Ping-Chen Industrial District,
Taoyuan, 324, Taiwan, R.O.C.

TEL: 886-3-4690038 FAX: 886-3-4697532

E-mail: tstsales@mail.taisaw.com Web: www.taisaw.com

SAW Filter 915 MHz

MODEL NO.: TA0521A

REV. NO.:2

A. MAXIMUM RATING:

1. Input Power Level: 13 dB_m
2. DC voltage: 5 V
3. Operating Temperature: -40°C to 85°C
4. Storage Temperature: -40°C to +85°C

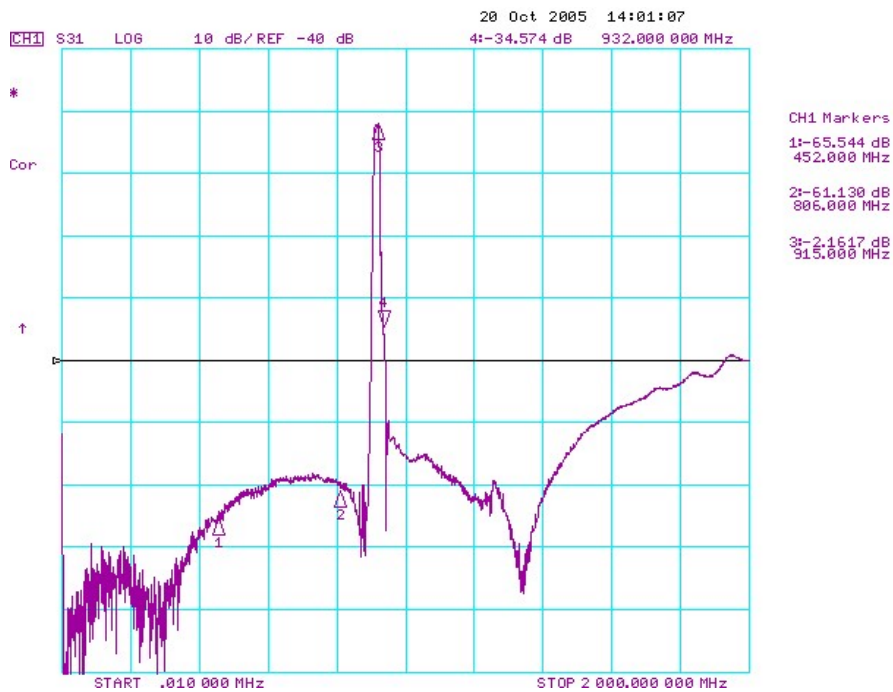
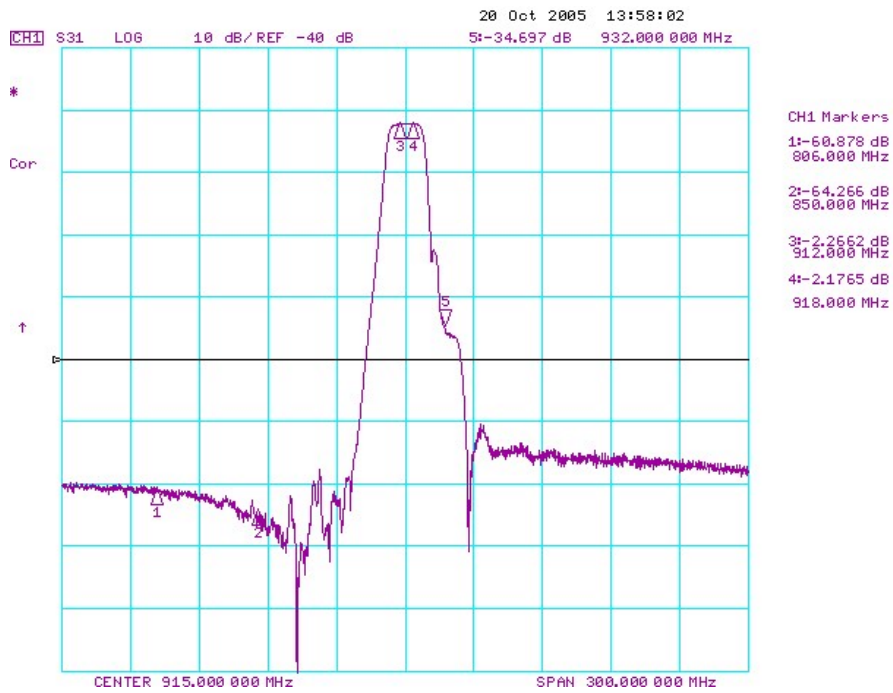
RoHS Compliant
Lead free
Lead-free soldering

B. CHARACTERISTICS:

Item		Min.	Typ.	Max.
Center frequency	F _c MHz	-	915	-
Insertion loss	912 ~ 918 MHz I _{Lmax} dB	-	2.3	4.3
Amplitude ripple	912 ~ 918 MHz dB	-	0.2	1.6
VSWR	912 ~ 918 MHz	-	1.45	2.0
Attenuation (Relative to I _{LFC})				
452 MHz		40	62	-
806 MHz		38	55	-
850 MHz		38	57	-
932 MHz		12	31	-
Source impedance	Z _S Ω	-	50	-
Load impedance	Z _L Ω	-	50	-

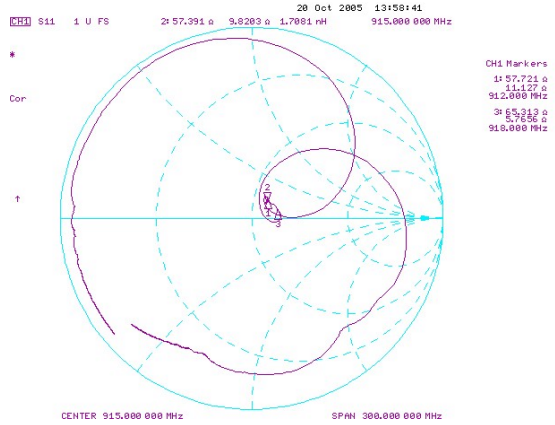
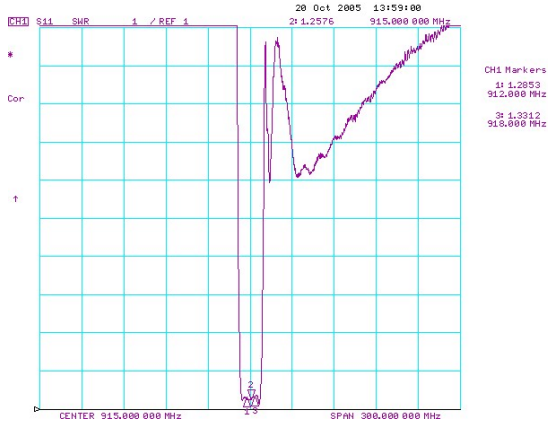
Note1. No matching network required for operation at 50Ω

C. TRANSFER FUNCTION :

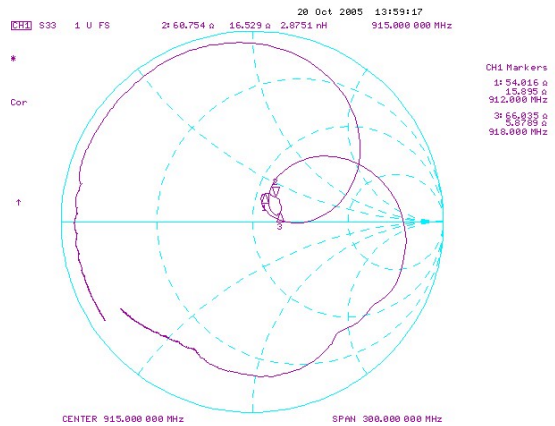
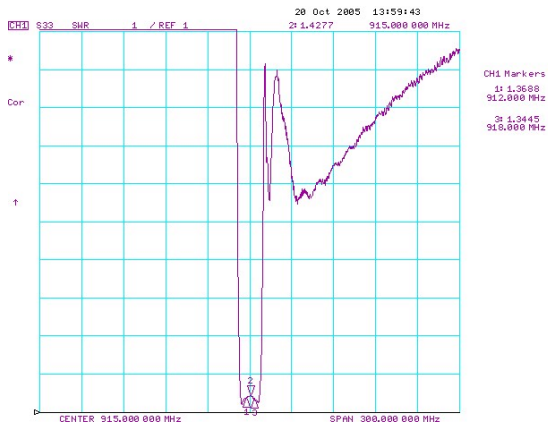


D. REFLECTION FUNCTION:

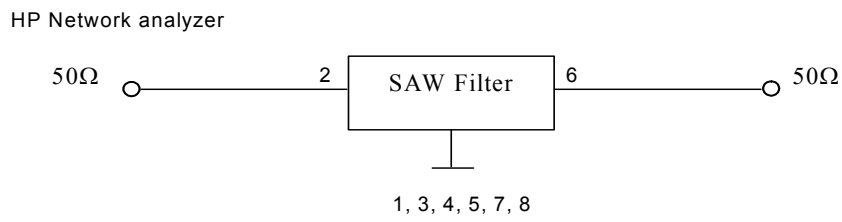
S11



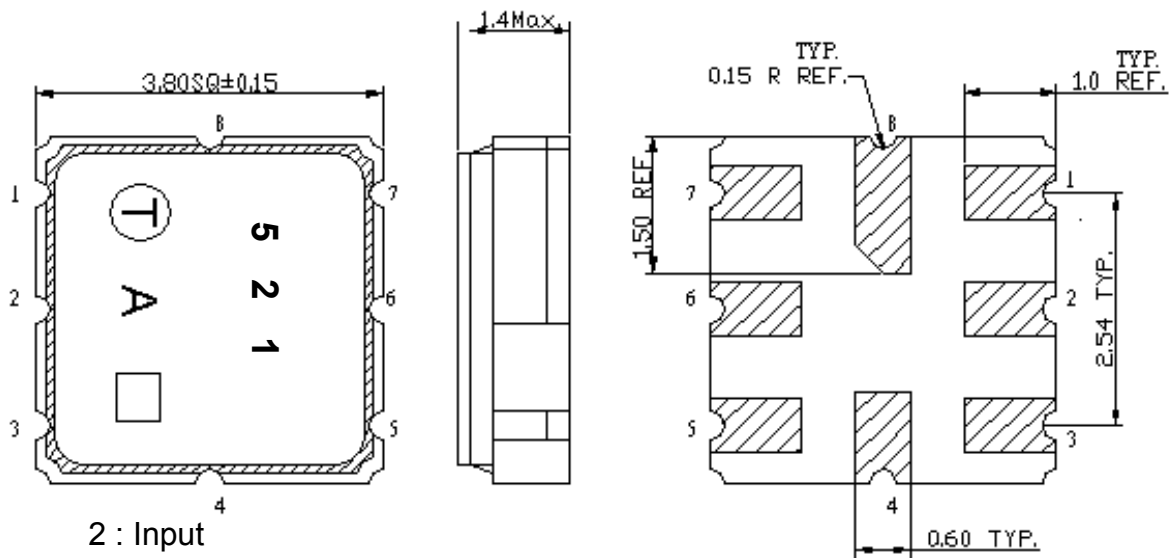
S22



E. MEASUREMENT CIRCUIT:



F. OUTLINE DRAWING:



- 2 : Input
- 6: Output
- 1,3,4,5,7,8: Ground
- : Date Code
- Unit: mm

G. PCB FOOTPRINT:

