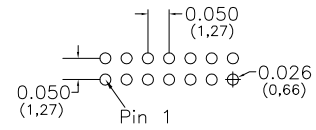
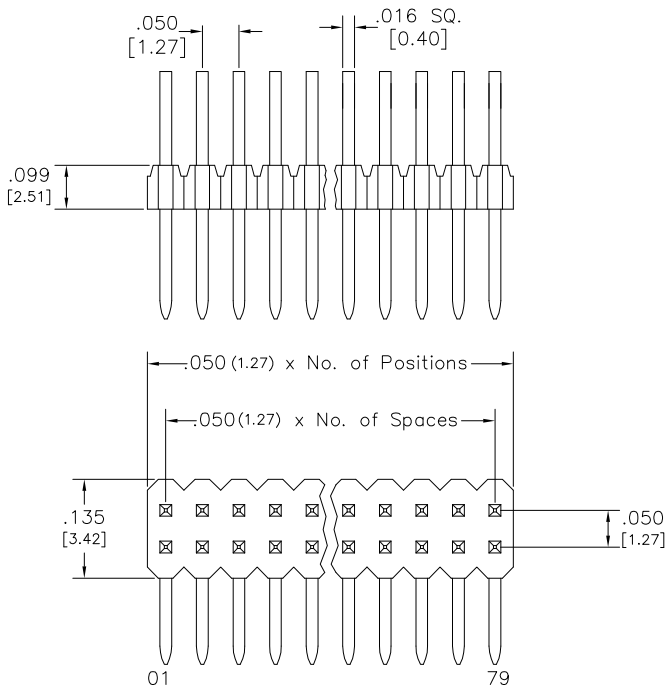
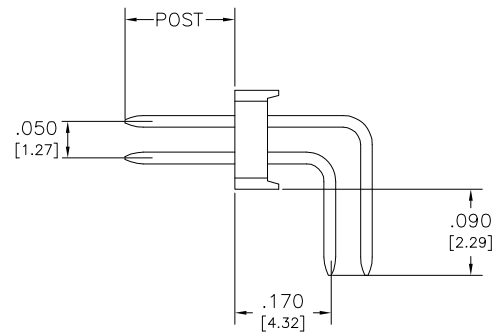


Major League Electronics .050x.050 cl Thicker Terminal Strip Headers - Right Angle



Recommended P.C. Board Layout



Tails may be clipped to achieve desired pin length

Ordering Information

TTS^{HR}-5 - D - 02 - - - - LF

Pins Per Row
01 - 40

Row Specification
D = Dual Row

Lead Free

Polarized Position
Leave blank if not needed
If required, specify empty pin position, e.g. 012 for Pin 12

Pin Options	
Tail Length	
.090	2.29mm 02

Post Height
A = .065 (1.65)
B = .075 (1.91)
C = .120 (3.05)
D = .150 (3.81)

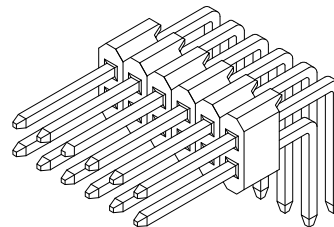
Plating Options	
G	10µ Gold on Contact Area / Flash on Tail
T	Matte Tin All Over
GT	10µ Gold on Contact Area / Matte Tin on Tail
H	30µ Gold on Contact Area / Matte Tin on Tail
F	Gold Flash over Entire Pin

Specifications

Current Rating: 1.0 Ampere
Insulation Resistance: 1000MΩ Min.
Dielectric Withstanding: 300V AC
Contact Resistance: 20 mΩ Max.
Operating Temperature: -40°C to + 105°C
Max. Process Temperature:
Peak: 260°C up to 10 secs.
Process: 230°C up to 60 secs.
Wave: 260°C up to 6 secs.
Manual Solder: 350°C up to 5 secs.

Materials

Contact Material: Phosphor Bronze
Insulator Material: Nylon 6T
Plating: Au or Sn over 50µ" (1.27) Ni



Mates with:
LSSHs,
SMSS,
SSHs

Products cut to specific sizes are uncancellable/nonreturnable

Parts are subject to change without notice

TTS^{HR}-5-D SERIES

.050x.050 cl Dual Row - Right Angle
Thicker Terminal Strip Headers

12 FEB 07

Scale
NTS

UNLESS OTHERWISE SPECIFIED
DIMENSIONS IN INCHES (MM)
TOLERANCES ARE:

ONE PLACE DECIMALS ±.100
TWO PLACE DECIMALS ±.010
THREE PLACE DECIMALS ±.005
FOUR PLACE DECIMALS ±.0020
ANGLES
±.5°



4235 Earnings Way, New Albany, Indiana, 47150, USA
1-800-782-3486 (USA/Canada/Mexico)

Tel: 812-944-7244
Fax: 812-944-7268
E-mail: mle@mlelectronics.com
Web: www.mlelectronics.com

Edition
1

Sheet
1/1