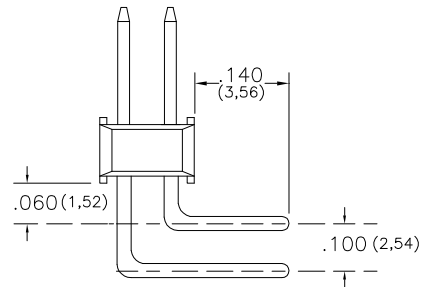
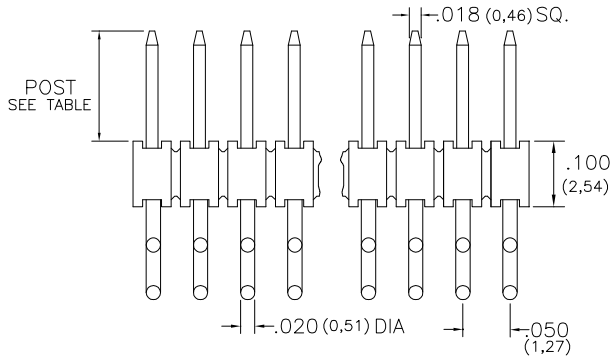
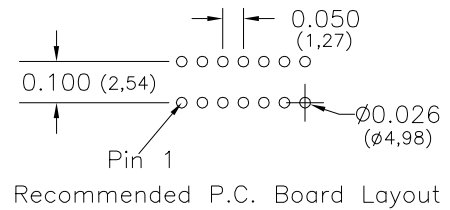
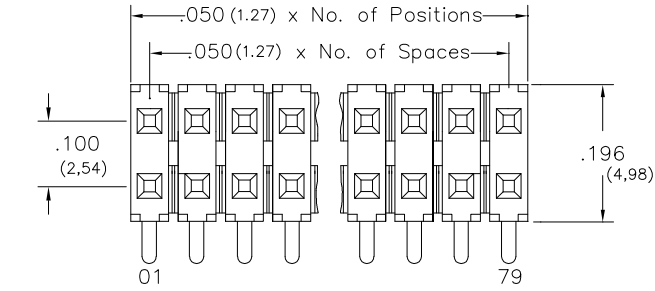
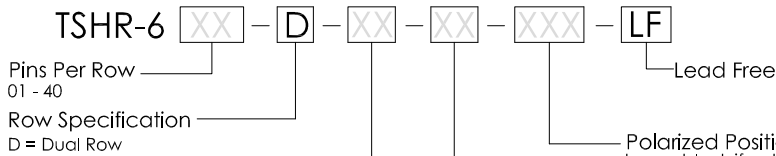


Major League Electronics .050x.100 cl Terminal Strip Header - Right Angle



Tails may be clipped to achieve desired pin length

Ordering Information



Polarized Position
 Leave blank if not needed
 If required, specify empty pin position, e.g. 012 for Pin 12

Pin Options		
Post	.140 Tail	
.100	2.54mm	04
.125	3.18mm	06
.180	4.57mm	08
.230	5.84mm	10
.285	7.24mm	12
.300	7.62mm	14
.325	8.25mm	16
.380	9.65mm	18
.430	10.92mm	20
.500	12.70mm	22
.725	18.41mm	24

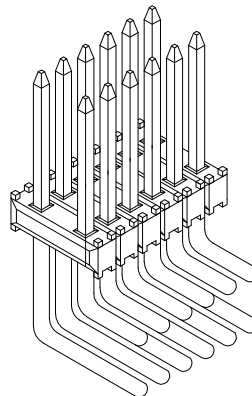
Plating Options	
G	10µ Gold on Contact Area / Flash on Tail
T	Matte Tin All Over
GT	10µ Gold on Contact Area / Matte Tin on Tail
H	30µ Gold on Contact Area / Matte Tin on Tail
F	Gold Flash over Entire Pin

Specifications

Current Rating: 1.0 Ampere
 Insulation Resistance: 1000MΩ Min.
 Dielectric Withstanding: 300V AC
 Contact Resistance: 20 mΩ Max.
 Operating Temperature: -40°C to + 105°C
 Max. Process Temperature:
 Peak: 260°C up to 10 secs.
 Process: 230°C up to 60 secs.
 Wave: 260°C up to 6 secs.
 Manual Solder: 350°C up to 5 secs.

Materials

Contact Material: Phosphor Bronze
 Insulator Material: Nylon 6T
 Plating: Au or Sn over 50µ" (1.27) Ni



Mates with:
 LSSH,
 SMSS,
 SSHS

Products cut to specific sizes are uncancellable/nonreturnable

Parts are subject to change without notice

TSHR-6-D SERIES

.050x.100 cl Dual Row - Right Angle
 Terminal Strip Header

06 FEB 07

Scale
 NTS

UNLESS OTHERWISE SPECIFIED
 DIMENSIONS IN INCHES (MM)
 TOLERANCES ARE:

ONE PLACE DECIMALS ±.100
 TWO PLACE DECIMALS ±.010
 THREE PLACE DECIMALS ±.005
 FOUR PLACE DECIMALS ±.0020
 ANGLES
 ±5°



4235 Earnings Way, New Albany, Indiana, 47150, USA
 1-800-782-3486 (USA/Canada/Mexico)
 Tel: 812-944-7244
 Fax: 812-944-7268
 E-mail: mle@mlelectronics.com
 Web: www.mlelectronics.com

Edition
 1

Sheet
 1/1