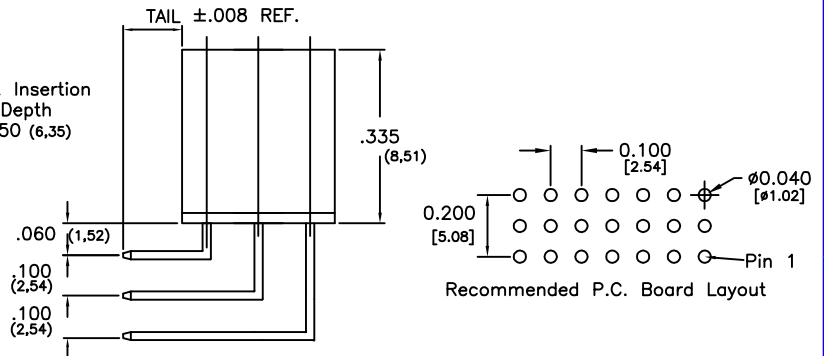
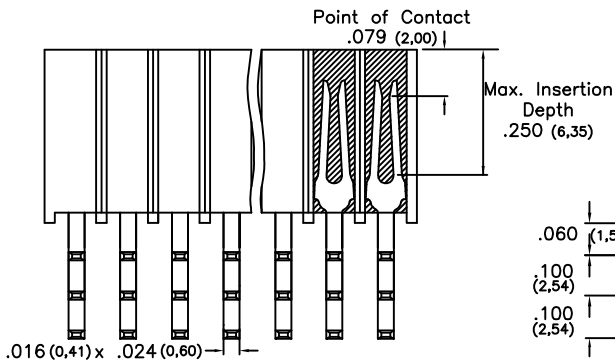
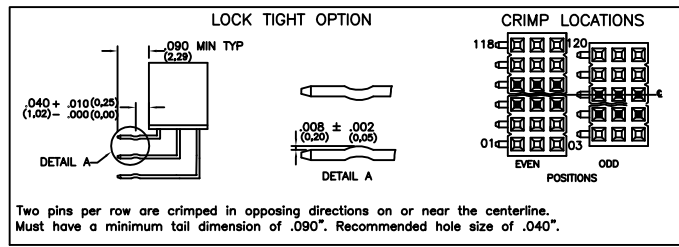
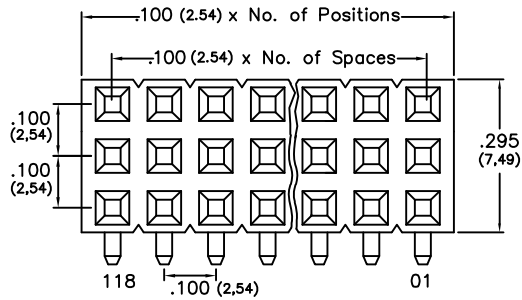
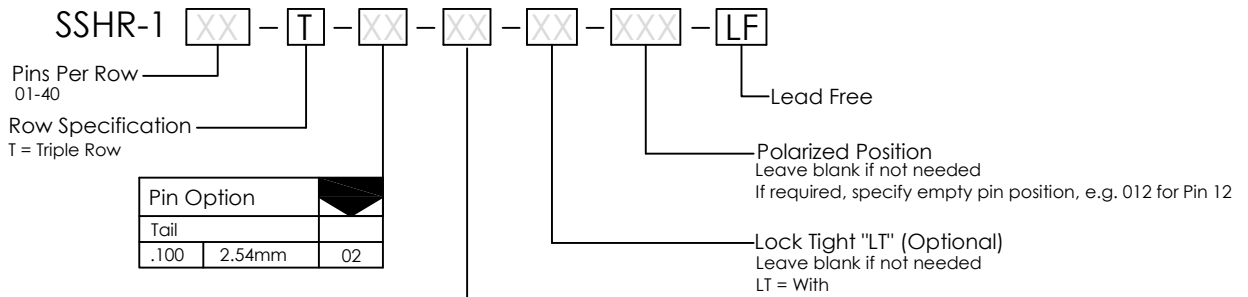


# Major League Electronics .100 cl Socket Strips - Right Angle



Tails may be clipped to achieve desired pin length

## Ordering Information



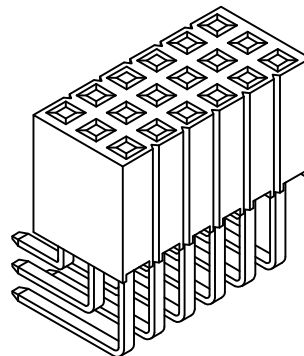
Plating Options	
G	- 10µ Gold on Contact area/Flash on Tail
T	- Matte Tin all Over
GT	- 10µ Gold on Contact Area / Matte Tin on Tail
H	- 30µ Gold on Contact Area / Matte Tin on Tail
F	- Gold Flash over Entire Pin

## Specifications

Insertion Depth: .145 (3,68) to .250 (6,35)  
 Insertion Force - Per Contact - H Plating:  
 6oz. (1,67N) avg with .025 (0,64mm) sq. pin  
 Withdrawal Force - Per Contact - H Plating:  
 5oz. (1,39N) avg with .025 (0,64mm) sq. pin  
 Current Rating: 3.0 Ampere  
 Insulation Resistance: 1000MΩ Min.  
 Dielectric Withstanding: 600V AC  
 Contact Resistance: 20 mΩ Max.  
 Operating Temperature: -40°C to + 105°C  
 Max. Process Temperature:  
 Peak: 260°C up to 20 secs.  
 Process: 230°C up to 60 secs.  
 Wave: 260°C up to 6 secs.  
 Manual Solder: 350°C up to 5 secs.

## Materials

Contact Material: Phosphor Bronze  
 Insulator Material: Nylon 6T  
 Plating: Au or Sn over 50µ" (1,27) Ni



## Mates with:

BSTC, TSHCR,  
 BSTCM, TSHCRE,  
 BSTCR, TSHCRSM,  
 BSTCRSM, TSHR,  
 BSTS, TSHRE,  
 LBSTCM, TSHS,  
 LTSHCR, TSHSCM,  
 LTSHCRE, TSHSM,  
 LTSHR, ULTSHSM,  
 LTSHRE, ULTSHC,  
 LTSHSM, ULTSHCR,  
 TSHC,

Products cut to specific sizes are uncancellable/nonreturnable

Parts are subject to change without notice

SSHR-1-T SERIES

.100 cl Triple Row - Right Angle  
 Socket Strips

18 JAN 07

Scale  
 NTS

UNLESS OTHERWISE SPECIFIED  
 DIMENSIONS IN INCHES (MM)  
 TOLERANCES ARE:

ONE PLACE DECIMALS ±.100  
 TWO PLACE DECIMALS ±.010  
 THREE PLACE DECIMALS ±.005  
 FOUR PLACE DECIMALS ±.0020  
 ANGLES  
 35



4235 Earnings Way, New Albany, Indiana, 47150, USA  
 1-800-782-3486 (USA/Canada/Mexico)  
 Tel: 812-944-7244  
 Fax: 812-944-7268  
 E-mail: mle@mlelectronics.com  
 Web: www.mlelectronics.com

Edition  
 1

Sheet  
 1/1