# Major League Electronics .100 cl Terminal Strip Headers - Surface Mount Low Profile - Vertical

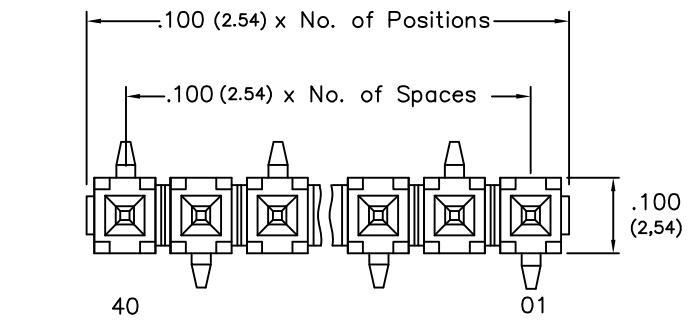


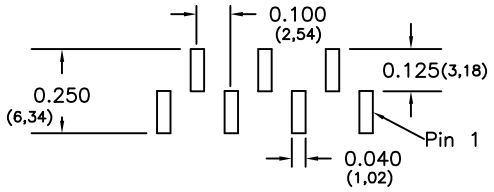


Recommended P.C. Board Layout

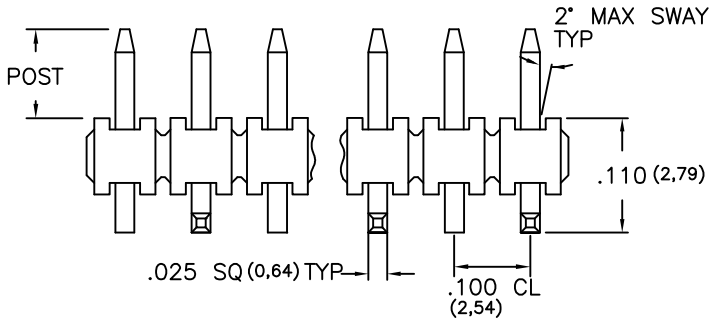


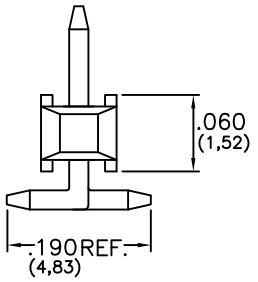


Tails may be clipped to achieve desired pin length

## Ordering Information

ULTSHSM-1 [XX] – [S] – [XX] – [XX] – [V] – [XXX] – [S] – [XX] – [X] – [LF]

- Pins Per Row: 01 - 40
- Row Specification: S = Single Row
- Pin Options (see table below)
- Plating Options (see table below)
- Vertical
- Polarized Position: Leave blank if not needed. If required, specify empty pin position, e.g. 012 for Pin 12
- Footprint: S = pin 1 left
- Packing Information:
  - TR-P = Tape and Reel with Plastic Pick and Place pad
  - TB-P = Tube with Plastic Pick and Place pad
  - TB-0 = Tube without Pick and Place Pad
  - *If left blank, packaging at MLE's discretion*
  - *Pad may be metal, mylar or plastic*
- Lead Free

| Pin Options | | |
|---|---|---|
| Post Height | | |
| .120 | 3.05mm | 01 |
| .140 | 3.56mm | 02 |
| .175 | 4.45mm | 03 |
| .270 | 6.86mm | 06 |

| Plating Options | |
|---|---|
| 10µ Gold on Contact area / Flash on tail | G |
| Matte Tin All Over | T |
| 10µ Gold on Contact Area / Matte Tin on Tail | GT |
| 30µ Gold on Contact Area / Matte Tin on Tail | H |
| Gold Flash over Entire Pin | F |

Specifications
Current Rating: 3.0 Ampere
Insulation Resistance: 1000MΩ Min.
Dielectric Withstanding: 600V AC
Contact Resistance: 20 mΩ Max.
Operating Temperature: -40°C to + 105°C
Max. Process Temperature:
- Peak: 260°C up to 20 secs.
- Process: 230°C up to 60 secs.
- Wave: 260°C up to 6 secs.
- Reflow: 260°C up to 10 secs.
- Manual Solder: 350°C up to 5 secs.

Materials
Contact Material: Phosphor Bronze
Insulator Material: Nylon 6T
Plating: Au or Sn over 50µ" (1,27) Ni

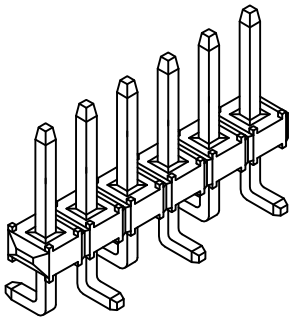

Mates with:
BCSS,
BSSH,
BSSHC,
BSSQ,
BSSQC,
BSSQM,
LBCSS,
LSMBC,
LSWSS,
SMBC,
SSHQ,
SSHQR,
SSHR,
SSHS,
SSHSM

Products cut to specific sizes are uncancellable/nonreturnable
Parts are subject to change without notice

| ULTSHSM-1-SV-S SERIES | .100 cl Single Row - Low Profile - Vertical Terminal Strip Header - Surface Mount | 31 JAN 07 | Scale NTS |
|---|---|---|---|

UNLESS OTHERWISE SPECIFIED DIMENSIONS IN INCHES (MM) TOLERANCES ARE:
ONE PLACE DECIMALS ±.100
TWO PLACE DECIMALS ±.010
THREE PLACE DECIMALS ±.005
FOUR PLACE DECIMALS ±.0020
ANGLES ±5°

Major League ELECTRONICS
4235 Earnings Way, New Albany, Indiana, 47150, USA
1-800-782-3486 (USA/Canada/Mexico)
Tel: 812-944-7244
Fax: 812-944-7268
E-mail: mle@mlelectronics.com
Web: www.mlelectronics.com

Edition 1

Sheet 1/1