

# Customer Information Sheet

DRAWING No.: D95XXX-42

SHEET 2 OF 2


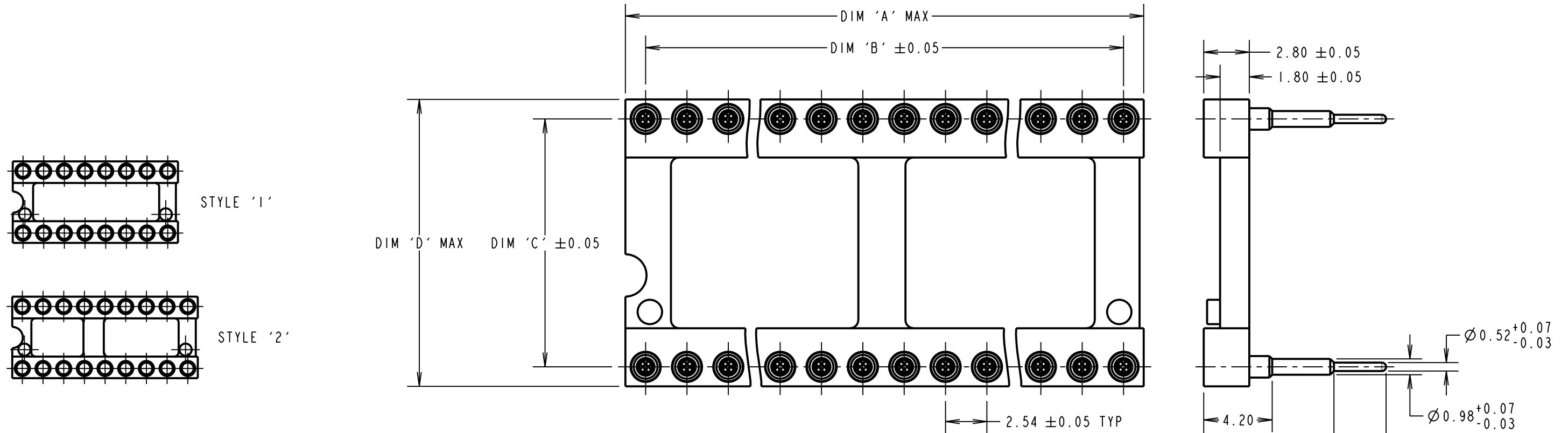
IF IN DOUBT - ASK

©

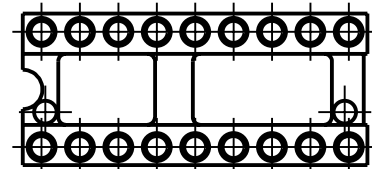
NOT TO SCALE

THIRD ANGLE PROJECTION


ALL DIMENSIONS IN mm




STYLE '1'



STYLE '2'



STYLE '3'



STYLE '4'

ORDER CODE:  
**D95XXX-42**

SERIES CODE  
SEE TABLE

No. OF WAYS  
SEE TABLE

FINISH  
100% TIN SHELL, GOLD CLIP

SPECIFICATION:

MATERIAL:  
MOULDING = GLASS-FILLED PCT, UL94V-0, BLACK  
CONTACT SHELL = BRASS  
CONTACT CLIP = BERYLLIUM COPPER

FINISH:  
SHELL = 5µ 100% TIN  
CLIP = 0.75µ GOLD

ELECTRICAL  
CURRENT RATING = 1 AMP  
VOLTAGE RATING = 100V AC, 150V DC  
CONTACT RESISTANCE = 10 MILLIOHMS MAX  
INSULATION RESISTANCE = 10,000 MEGOHMS MIN  
DIELECTRIC STRENGTH = 1,000V AC MIN

ENVIRONMENTAL:  
TEMPERATURE = -55°C TO +125°C

MECHANICAL  
DURABILITY = 100 CYCLES MIN.  
INSERTION FORCE (Ø0.43mm GAUGE) = 3.0N MAX  
WITHDRAWAL FORCE (Ø0.43mm GAUGE) = 0.5N MIN

PART No.	No. OF WAYS	STYLE (SEE NOTE 1)	DIM 'A'	DIM 'B'	DIM 'C'	DIM 'D'
D95006-42	6	1	7.60	5.08	7.62	10.02
D95008-42	8	1	10.10	7.62	7.62	10.02
D95014-42	14	1	17.70	15.24	7.62	10.02
D95016-42	16	1	20.30	17.78	7.62	10.02
D95018-42	18	2	22.80	20.32	7.62	10.02
D95020-42	20	2	25.30	22.86	7.62	10.02
D95022-42	22	2	27.80	25.40	7.62	10.02
D95A22-42	22	2	27.80	25.40	10.16	12.60
D95024-42	24	2	30.40	27.94	15.24	17.64
D95A24-42	24	2	30.40	27.94	7.62	10.02
D95B24-42	24	2	30.40	27.94	10.16	12.60
D95028-42	28	2	35.50	33.02	15.24	17.64
D95032-42	32	2	40.60	38.10	15.24	17.64
D95040-42	40	3	50.80	48.26	15.24	17.64
D95A48-42	48	3	60.90	58.42	15.24	17.64
D95064-42	64	4	81.20	78.74	22.86	25.40

- NOTES:
- STYLE REFERS TO No. OF CENTRE BARS ONLY.
  - FOR COMPLETE SPECIFICATION, SEE COMPONENT SPECIFICATION C004XX (LATEST ISSUE).
  - RECOMMENDED HOLE SIZE = Ø0.80mm
  - RECOMMENDED PC BOARD THICKNESS = 1.40-2.00mm
  - RECOMMENDED MATING PIN DIA. = Ø0.40 -0.56mm
  - MAXIMUM CONTACT DEPTH = 2.40mm  
MAXIMUM PIN LENGTH = 3.65mm.

CP	3	15.01.10	10640
NAME	ISS.	DATE	C/NOTE
APPROVED: C.PENROSE			
CHECKED: R.ADDE			
DRAWN: W.J.BOURNE			
CUSTOMER REF.:			
ASSEMBLY DRG:			

<b>HARWIN</b>			THIS DRAWING AND ANY INFORMATION OR DESCRIPTIVE MATTER SET OUT HEREON ARE CONFIDENTIAL AND COPYRIGHT PROPERTY OF THE HARWIN GROUP AND MUST NOT BE DISCLOSED, LOANED, COPIED OR USED FOR MANUFACTURING, TENDERING OR FOR ANY OTHER PURPOSE WITHOUT THEIR WRITTEN PERMISSION.	TOLERANCES X. = ±1mm X.X = ±0.25mm X.XX = ±0.10mm X.XXX = ±0.01mm  ANGLES = ±5° UNLESS STATED	MATERIAL: SEE ABOVE  FINISH: SEE ABOVE S/AREA: mm <sup>2</sup>	TITLE: 2.54mm PITCH DIL EXTENDED VERTICAL IC SOCKET ASSEMBLY  DRAWING NUMBER: <b>D95XXX-42</b>	SHT 2 OF 2
HARWIN USA TEL: 603 893 5376 FAX: 603 893 5396 mis@harwin.com	HARWIN Europe (UK) TEL: 023 9231 4545 FAX: 023 9231 4590 mis@harwin.co.uk	HARWIN Asia TEL: +65 6 779 4909 FAX: +65 6 779 3868 mis@harwin.com.sg					