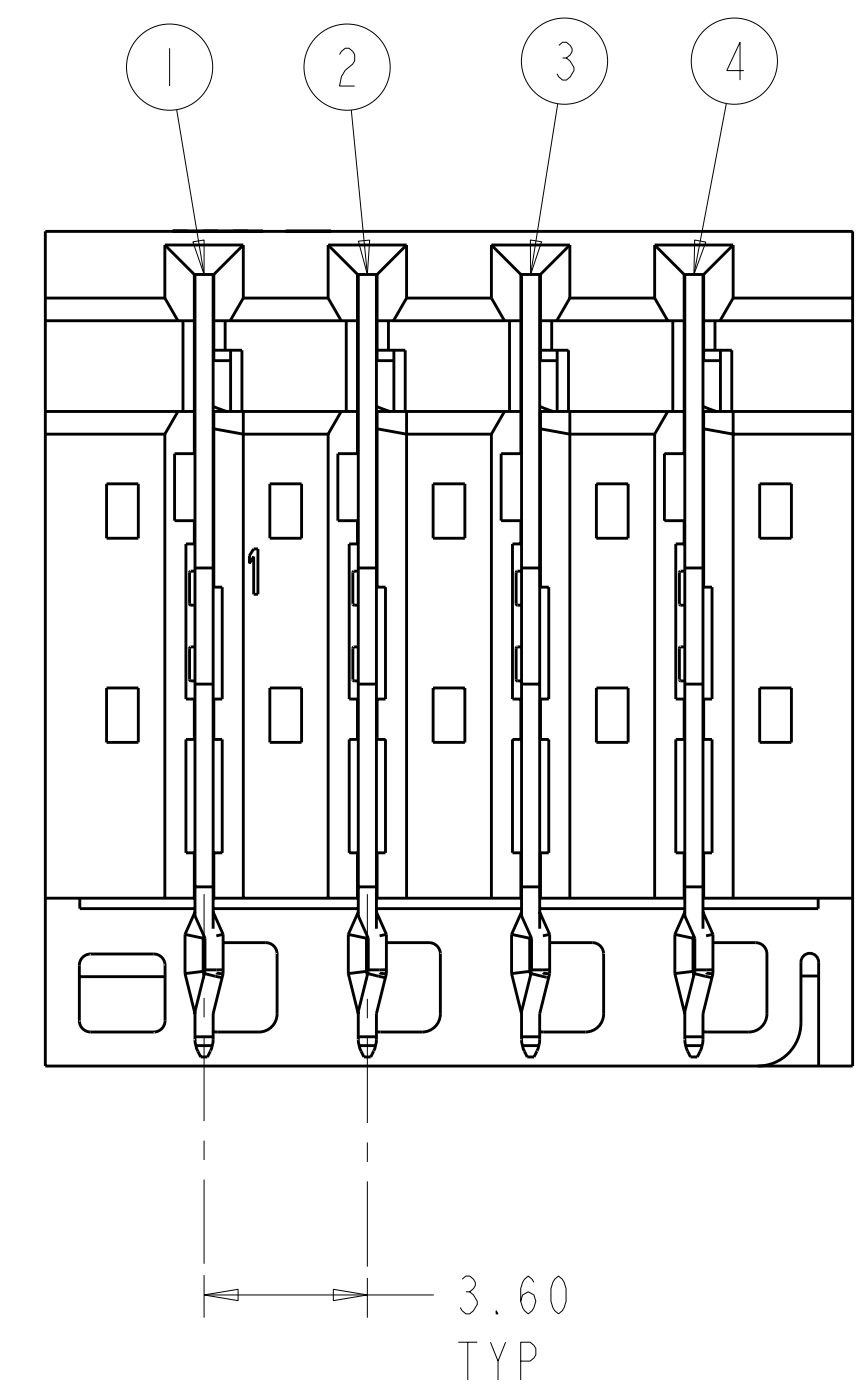
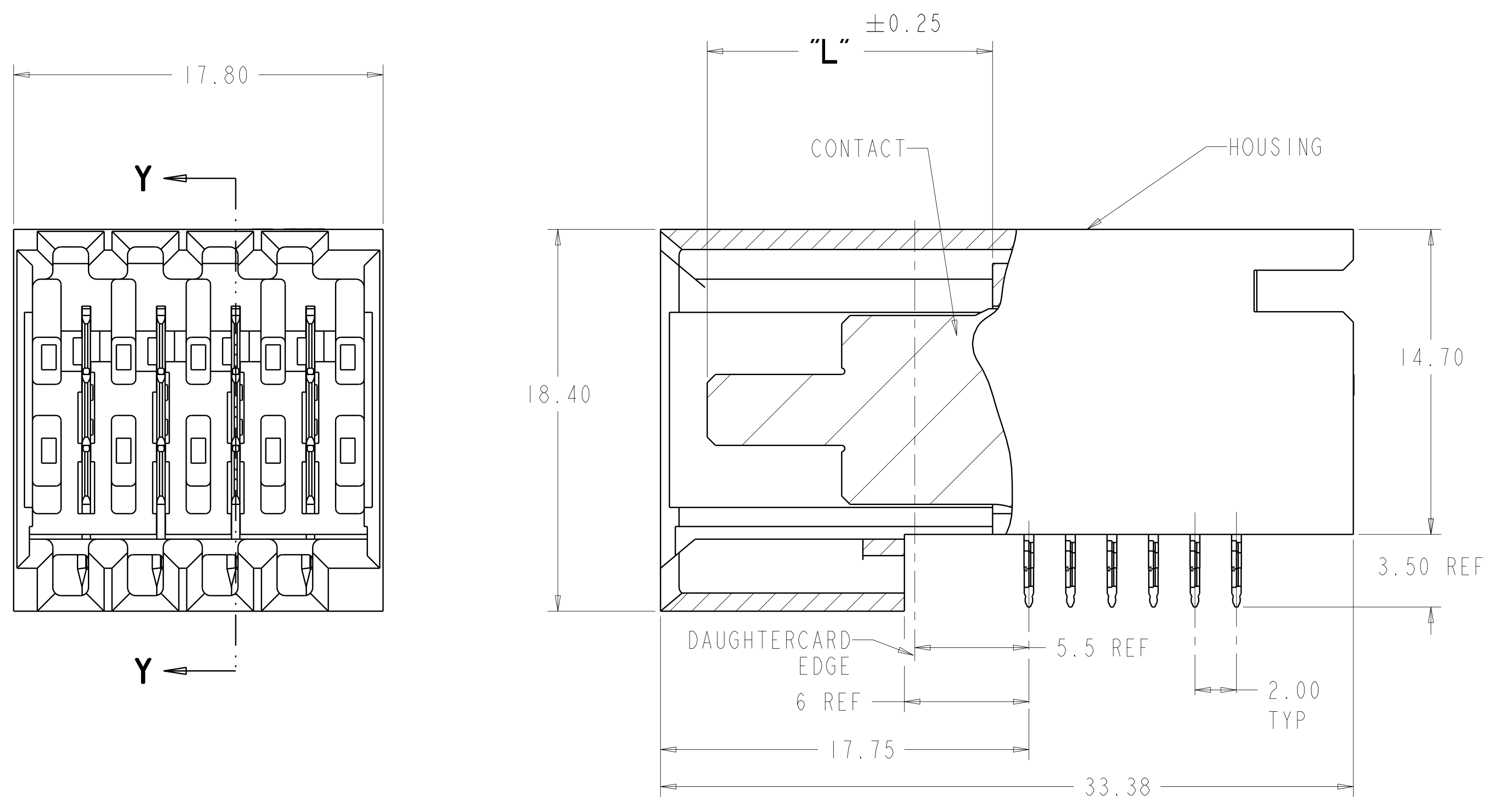
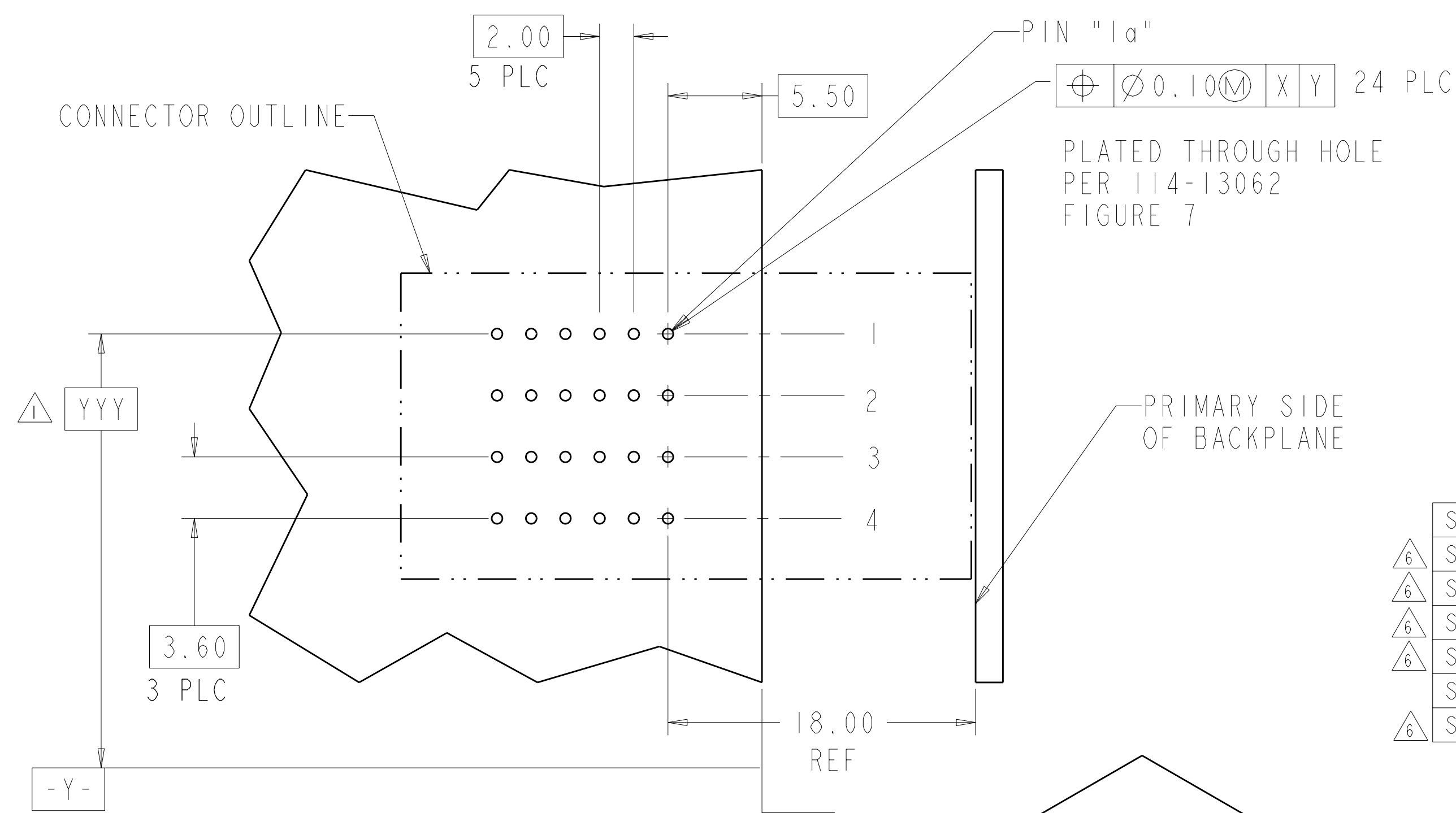


| LOC | DIST | REV | DATE      | BY | APPD |
|-----|------|-----|-----------|----|------|
| AD  | 00   | A6  | 24APR2012 | KH | AS   |

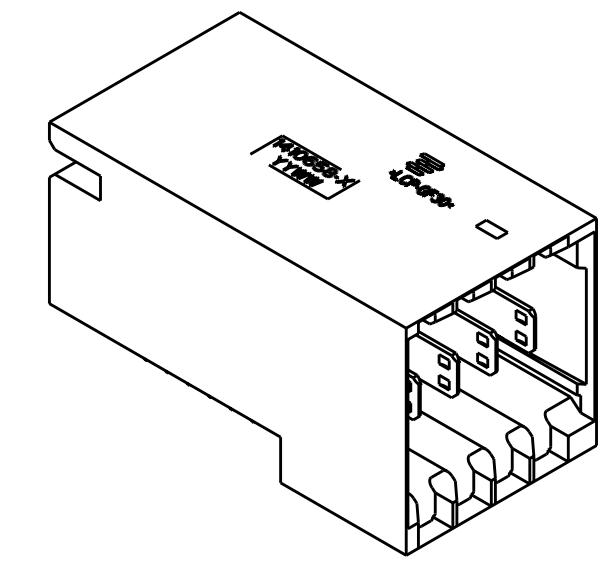


- △ DIMENSIONS PER CUSTOMER BOARD LAYOUT
- △ FINISH: 1.27μM MIN GOLD IN CONTACT AREA, 1.27μM MIN TIN-LEAD ON PCB TAIL, OVER 1.27μM MIN NICKEL OVER ALL.
- △ FINISH: 1.27μM MIN GOLD IN CONTACT AREA, 1.27μM MIN TIN ON PCB TAIL, OVER 1.27μM MIN NICKEL OVER ALL.
- 4. HOUSING: LCP, UL94V-0, BLACK  
CONTACT: PHOSPHOR BRONZE
- △ OBSOLETE PART NUMBER.

SECTION Y-Y



RECOMMENDED PCB HOLE LAYOUT DAUGHTER CARD PRIMARY SIDE SCALE 4:1



SCALE 2:1

- △ SUPERCEDED BY 1-1410271-9
- △ SUPERCEDED BY 1-1410271-8
- △ SUPERCEDED BY 1-1410271-7
- △ SUPERCEDED BY 1-1410271-6
- △ SUPERCEDED BY 1-1410271-5
- △ SUPERCEDED BY 1-1410271-4
- △ SUPERCEDED BY 1-1410271-3

| PLATING | CAVITY #4 "L" | CAVITY #3 "L" | CAVITY #2 "L" | CAVITY #1 "L" | PART NUMBER   |
|---------|---------------|---------------|---------------|---------------|---------------|
| △ 2     | 13.75         | 13.75         | 12.25         | 12.25         | 2-1410271-2   |
|         | 13.75         | 13.75         | 12.25         | 12.25         | 2-1410271-1   |
|         | 12.25         | 10.75         | 10.75         | 12.25         | 2-1410271-0   |
|         | 10.75         | 12.25         | 13.75         | 10.75         | 1-1410271-9   |
|         | 10.75         | 10.75         | 10.75         | 10.75         | 1-1410271-8   |
|         | 10.75         | 12.25         | 12.25         | 10.75         | 1-1410271-7   |
|         | 12.25         | 12.25         | 12.25         | 12.25         | 1-1410271-6   |
|         | 10.75         | 12.25         | 13.75         | 12.25         | 1-1410271-5   |
|         | 10.75         | 13.75         | 13.75         | 10.75         | 1-1410271-4   |
|         | 10.75         | 13.75         | 13.75         | 12.25         | 1-1410271-3   |
|         | 12.25         | 13.75         | 13.75         | 12.25         | 1-1410271-2   |
|         | 13.75         | 13.75         | 13.75         | 13.75         | 1-1410271-1   |
| △ 3     | 12.25         | 10.75         | 10.75         | 12.25         | 1-1410271-0   |
|         | 10.75         | 12.25         | 13.75         | 10.75         | △ 6 1410271-9 |
|         | 10.75         | 10.75         | 10.75         | 10.75         | 1410271-8     |
|         | 10.75         | 12.25         | 12.25         | 10.75         | 1410271-7     |
|         | 12.25         | 12.25         | 12.25         | 12.25         | 1410271-6     |
|         | 10.75         | 12.25         | 13.75         | 12.25         | 1410271-5     |
|         | 10.75         | 13.75         | 13.75         | 10.75         | △ 6 1410271-4 |
|         | 10.75         | 13.75         | 13.75         | 12.25         | 1410271-3     |
|         | 12.25         | 13.75         | 13.75         | 12.25         | 1410271-2     |
|         | 13.75         | 13.75         | 13.75         | 13.75         | 1410271-1     |

THIS DRAWING IS A CONTROLLED DOCUMENT.

DIMENSIONS: mm

TOLERANCES UNLESS OTHERWISE SPECIFIED:

|        |       |
|--------|-------|
| 9 PLC  | ±     |
| 5 PLC  | ±0.3  |
| 3 PLC  | ±0.25 |
| 4 PLC  | ±     |
| ANGLES | ±     |

MATERIAL: △ 3

FINISH: △ 2

THIS DRAWING IS A CONTROLLED DOCUMENT.

DWN: L. A. MAYER, 10SEP2000

CHK: S. WELLER, 10SEP2000

APPD: S. FLICKINGER, 10SEP2000

NAME: ASSEMBLY, POWER, RIGHT ANGLE HEADER, 4 CAVITY, 20.3mm, MULTIGIG

PRODUCT SPEC: 108-2062

APPLICATION SPEC: 114-13062

WEIGHT: -

CUSTOMER DRAWING

SCALE: 6:1

SHEET 1 OF 1

REV A6