

Hi-Voltage Metallized Polyester Film Capacitors



HMPE Series
(Radial Dipped)


MERITEK

FEATURES

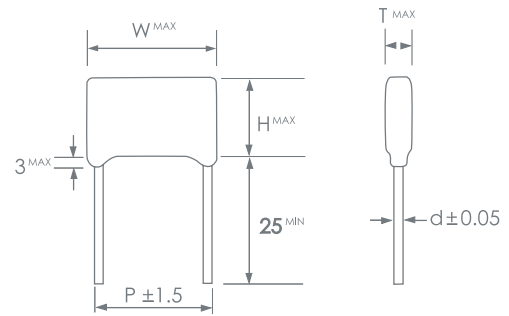
- Good self-healing properties
- Non-inductive construction
- Flame retardant epoxy resin coating
(In compliance with UL 94V-0)

SPECIFICATIONS

1. Operating temperature: -40°C to +85°C
2. Capacitance range: 0.0022μF to 0.22μF
3. Capacitance tolerance: ±5%(J), ±10%(K), ±20%(M)
4. Rated voltage: 1000VDC, 1250VDC
5. Dissipation factor: 1.0% max. at 1KHz, 25°C
6. Insulation resistance: >30000MΩ (C ≤ 0.33μF)
>10000MΩ • μF (C > 0.33μF)

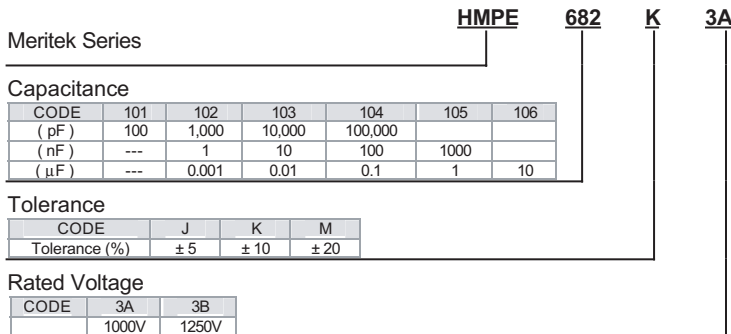


HMPE are constructed with metallized polyester film dielectric, tinned copper leads, and epoxy resin coating. They are suitable for DC and pulse circuits at medium and high voltages.



Dimensions in millimeters (mm)

PART NUMBERING SYSTEM



RV DIM. CAP(μF)	1000VDC					1250VDC				
	W	H	T	P	d∅	W	H	T	P	d∅
0.0022	20.0	10.0	6.5	16.0	0.6	20.0	11.0	6.5	16.0	0.6
0.0027	20.0	10.0	6.5	16.0	0.6	20.0	10.5	6.5	16.0	0.6
0.0033	20.0	12.0	6.5	16.0	0.6	20.0	12.0	6.5	16.0	0.6
0.0039	20.0	12.5	6.5	16.0	0.6	20.0	12.5	6.5	16.0	0.6
0.0047	20.0	14.0	7.0	16.0	0.6	20.0	12.5	7.0	16.0	0.6
0.0056	20.0	14.0	7.0	16.0	0.6	20.0	14.0	7.0	16.0	0.6
0.0068	20.0	15.0	8.0	16.0	0.6	20.0	15.0	8.0	16.0	0.6
0.0082	20.0	15.0	8.0	16.0	0.6	25.0	15.0	8.0	21.0	0.6
0.010	20.0	15.0	8.0	16.0	0.6	25.0	15.0	8.0	21.0	0.6
0.012	20.0	15.5	8.0	16.0	0.6	25.0	15.0	8.0	21.0	0.6
0.015	20.0	16.0	9.0	16.0	0.6	25.0	15.0	8.0	21.0	0.6
0.018	20.0	17.0	9.5	16.0	0.6	25.0	15.0	8.0	21.0	0.6
0.022	20.0	18.0	10.0	16.0	0.6	25.0	15.0	8.0	21.0	0.6
0.027	25.0	18.0	10.0	21.0	0.8	30.0	15.5	8.0	26.0	0.8
0.033	25.0	18.0	10.0	21.0	0.8	30.0	16.0	8.5	26.0	0.8
0.039	25.0	18.0	10.0	21.0	0.8	30.0	16.5	9.0	26.0	0.8
0.047	25.0	18.0	9.0	21.0	0.8	30.0	18.0	9.0	26.0	0.8
0.056	25.0	18.5	10.0	21.0	0.8	35.0	18.0	9.0	31.0	0.8
0.068	25.0	19.5	11.0	21.0	0.8	35.0	18.5	9.5	31.0	0.8
0.082	25.0	20.5	11.5	21.0	0.8	35.0	19.0	10.5	31.0	0.8
0.10	25.0	22.5	12.0	21.0	0.8					
0.12	30.0	21.0	10.5	26.0	0.8					
0.15	30.0	22.0	11.5	26.0	0.8					
0.18	30.0	23.0	12.5	26.0	0.8					
0.22	30.0	24.5	14.0	26.0	0.8					

Custom sizes and lead spacing available upon request

Custom values and tolerances available upon request

Specifications are subject to change without notice.