

PLEASE CHECK WWW.MOLEX.COM FOR LATEST PART INFORMATION

Part Number: [0903273326](#)
Status: **Active**
Description: 1.27mm (.050") Pitch Picoflex® PF-50, Low Profile, IDT Receptacle, 26 Circuits, Natural, Gold Plated

Documents:

[3D Model](#) [Product Specification PS-99020-0011 \(PDF\)](#)
[Drawing \(PDF\)](#) [RoHS Certificate of Compliance \(PDF\)](#)

Agency Certification

CSA LR19980
 UL E29179

General

Product Family Ribbon Cable / Wire Trap Connectors
 Series [90327](#)
 Comments Low Profile
 Component Type Housing
 Glow-Wire Compliant No
 Product Name Picoflex®

Physical

Circuits (Loaded) 26
 Color - Resin Natural
 Durability (mating cycles max) 100
 Entry Angle 90° Angle
 Flammability 94V-0
 Lock to Mating Part Yes
 Material - Metal Phosphor Bronze
 Material - Plating Mating Gold
 Material - Plating Termination Tin
 Material - Resin Polyester
 Number of Rows 2
 PCB Retention None
 Packaging Type Bag
 Pitch - Mating Interface (in) 0.050 In
 Pitch - Mating Interface (mm) 1.27 mm
 Polarized to Mating Part Yes
 Stackable No
 Surface Mount Compatible (SMC) N/A
 Temperature Range - Operating -40°C to +105°C
 Termination Interface: Style IDT or Pierce
 Wire Insulation Diameter 1.00mm (.039") max.
 Wire Size AWG 26, 28
 Wire/Cable Type Ribbon Cable

Electrical

Current - Maximum per Contact 1.2A
 Voltage - Maximum 250V

Material Info

Reference - Drawing Numbers

Product Specification PS-99020-0011
 Sales Drawing SDA-90327

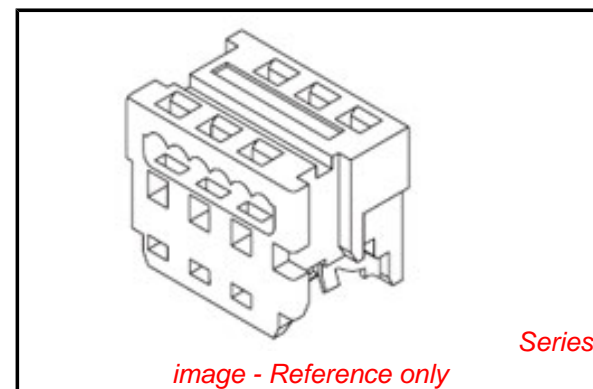


image - Reference only

EU RoHS

ELV and RoHS Compliant
REACH SVHC Contains SVHC: No
Halogen-Free Status
Not Reviewed

China RoHS



Need more information on product environmental compliance?

Email productcompliance@molex.com
 For a multiple part number RoHS Certificate of Compliance, [click here](#)

Please visit the [Contact Us](#) section for any non-product compliance questions.

Search Parts in this Series

[90327Series](#)

Mates With

Low Profile Vertical [90325](#) , Low Profile Right Angle [90800](#) , [90715](#) , [90814](#) , [90779](#) Vertical

Application Tooling | FAQ

Tooling specifications and manuals are found by selecting the products below. Crimp Height Specifications are then contained in the Application Tooling Specification document.

Global

Description	Product #
Arbor Press Fixture	0690201902
Extrator Tool for Picoflex™ Connectors	0621006000
Semi-Automatic Bench Press PB14 for 90327	0691271001

Connectors, 4 to 26 Circuit	
Extraction Tool (Plastic) for 90327 Connector, 4-26 Circuit	<u>0690081070</u>
Handtool for 90327, 90584 and 91577 Picoflex® Connectors, 4-26 Circuit	<u>0690081090</u>
Arbor Press Fixture for 91577 Picoflex® Connectors	<u>0690201908</u>

This document was generated on 04/09/2010

PLEASE CHECK WWW.MOLEX.COM FOR LATEST PART INFORMATION

10 9 8 7 6 5 4 3 2 1

NOTES:

1. APPL. CLASS TO DIN 40040 HME (-25°C/+100°C).
2. COMPATIBLE WITH MOLEX PT 90325.
3. USE WITH CABLES 28AWG STD. 26AWG STD. AND 26AWG (69 STRANDS) SUPERFLEX.
4. TERMINATION SPECIFICATION: ES-99033-0001.
5. PRODUCT SPECIFICATION: PS-99020-0011.

90 27- * 3 * *
 0= 2um PRE TIN ASSY
 3= 0.76um GOLD ASSY
 COLOUR WHITE
 04 TO 26 = CCT SIZE, 51 TO 98 = ASSY ON REELS, SEE CHART.

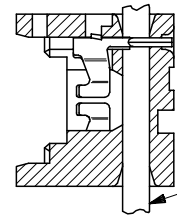
SEE CONTACT PLATING NOTE

HOUSING

MATL: POLYESTER RATED AT UL 94 V-0, COLOUR WHITE.

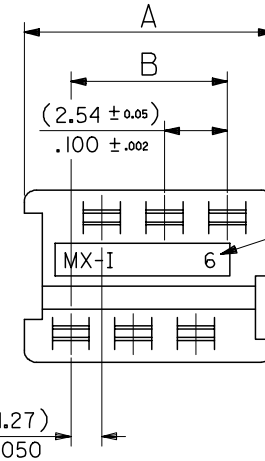
IDT CONTACT

MATL. PHOS BRONZE (0.17)/.0066
 THK HV 180-200
 PLATING. TIN: (2-4um)/80-160u" PURE TIN
 PLATING. GOLD: (1.3um)/50u" MIN. NICKEL UNDER (0.76um)/30u" SELECTIVE GOLD

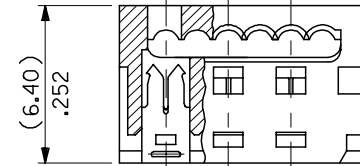
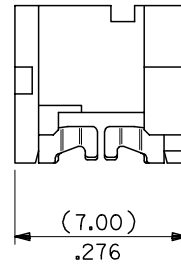


RIBBON CABLE
 1.27mm PITCH

SECTION SHOWING
 ASSY AFTER TERMINATION
 SEE NOTE 6



(1.27)
 .050



90327 - *326	26	(35.53)/1.399	(31.75)/ 1.250
↑ - *324	24	(32.99)/1.299	(29.21)/1.150
- *322	22	(30.45)/1.199	(26.67)/1.050
- *320	20	(27.91)/1.099	(24.13)/ .950
- *318	18	(25.37)/ .999	(21.59)/ .850
- *316	16	(22.83)/ .899	(19.05)/ .750
- *314	14	(20.29)/ .799	(16.51)/ .650
- *312	12	(17.75)/ .699	(13.97)/ .550
- *310	10	(15.21)/ .599	(11.43)/ .450
- *308	8	(12.67)/ .499	(8.89)/ .350
↓ - *306	6	(10.13)/ .399	(6.35)/ .250
90327 - *304	4	(7.59)/ .299	(3.81)/ .150
PART NO.	CCT SIZE	DIMENSION A	DIMENSION B

REMOVE COLOUR CODE EC NO: E2007-0940 DRWN:DMASZKIEWICZ 2007/06/07 CHKD:DMORIARTY 2007/06/11 APPR: DENNEHY 2007/06/14	QUALITY SYMBOLS	GENERAL TOLERANCES (UNLESS SPECIFIED)	DIMENSION STYLE	SCALE	DESIGN UNITS	THIRD ANGLE PROJECTION	
	▽=0 ▽=0	mm INCH	MM/IN	5:1	METRIC		
		4 PLACES ± --- ± --- 3 PLACES ± --- ± .004 2 PLACES ± 0.10 ± --- 1 PLACE ± --- ± ---	DRAWN BY DATE NPC 1987/07/28	TITLE IDT ASSEMBLY PICO FLEX			
		ANGULAR ± 2 °	CHECKED BY DATE DMORIARTY 2004/09/15	APPROVED BY DATE JDENNDHY 2004/09/16			
	DRAFT WHERE APPLICABLE MUST REMAIN WITHIN DIMENSIONS	MATERIAL NO.	SEE CHART	DOCUMENT NO.	SHEET NO.		
AF				SDA-90327	1 OF 2		
		THIS DRAWING CONTAINS INFORMATION THAT IS PROPRIETARY TO MOLEX INCORPORATED AND SHOULD NOT BE USED WITHOUT WRITTEN PERMISSION					

9 8 7 6 5 4 3 2 1