

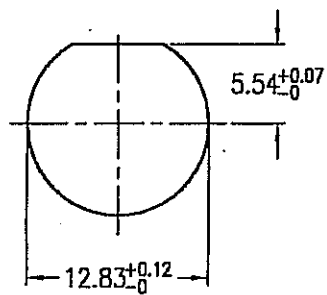
NOTES:

- MATERIALS AND FINISHES(PLATING THICKNESS IN MICRO-INCHES):
 BODY - ZINC DIECAST, NICKEL PLATING
 CONTACT - BERYLLIUM COPPER, GOLD PLATING
 INSULATOR - PTFE & VALOX 414
- ELECTRICAL:
 A. IMPEDANCE: 50 OHM
 B. FREQUENCY RANGE: DC 0-11 GHz
 C. VSWR(RETURN LOSS): 1.5 MAX.
 D. DIELECTRIC WITHSTANDING VOLTAGE: 1500 VRMS, MIN.
- MECHANICAL:
 A. DURABILITY: 500 CYCLES MIN.
 B. TEMPERATURE RANGE: - 40°C to +155°C
- THE LEGS ARE TIN DIPPED AND LEAD FREE TIN USED

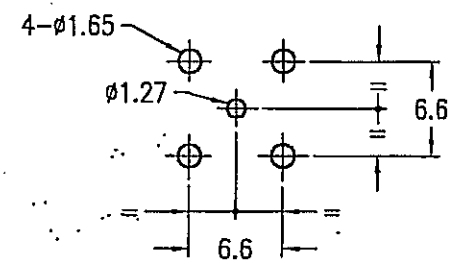
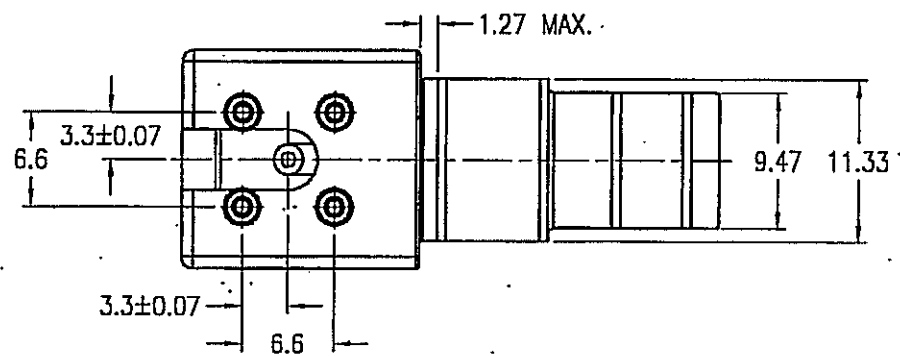
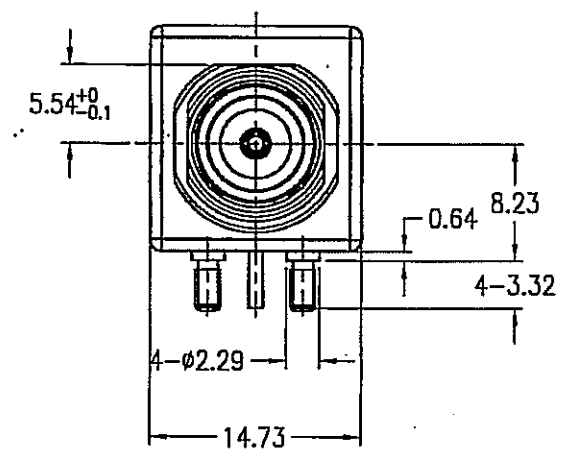
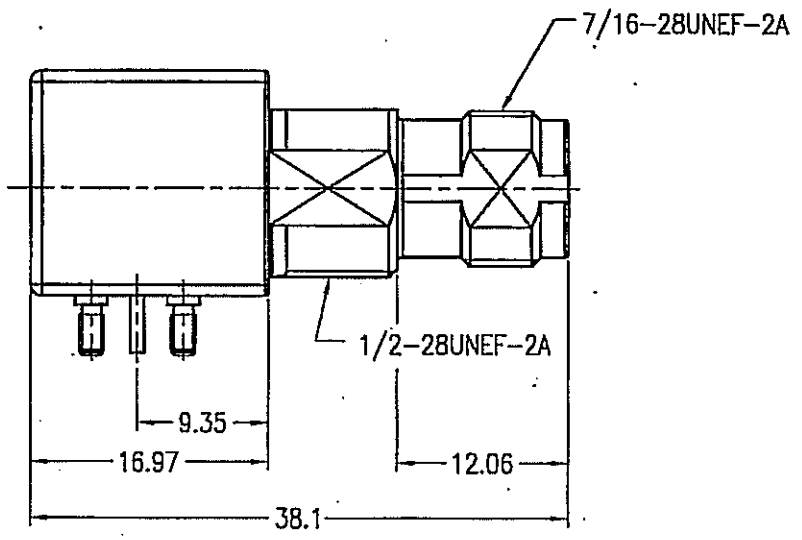
THIRD ANGLE PROJ.

REVISIONS

REV	DESCRIPTION	DATE	ECO	APPR
A	RELEASE TO MFG.	20-Jun-07	46532	MS



RECOMMENDED MOUNTING HOLE



PCB MOUNTING HOLE
 MAX. PCB PANEL THICKNESS=2.54mm

CUSTOMER OUTLINE DRAWING

ALL OTHER SHEETS ARE FOR INTERNAL USE ONLY

UNLESS OTHERWISE SPECIFIED, DIMENSIONS ARE IN METRIC AND TOLERANCES ARE: 0.5 - 6mm ±0.1mm 6 - 30mm ±0.2mm 30 - 120mm ±0.3mm ANGLES ±1°	MATERIAL	DRAWN M. SHANG	DATE 20-Jun-07	TITLE TNC R/A PCB BULKHEAD			Amphenol RF Danbury CT USA, Tainan Taiwan, Shenzhen China www.amphenolrf.com		
	REFERENCE	ENGINEER Gissy	DATE 20-Jun-07	SCALE: 1.5/1	SHEET	2 OF 2	DRAWING NO. T6252P1-006-NT3G-50		
NOTICE - These drawings, specifications, or other data (1) are, and remain the property of Amphenol Corp. (2) must be returned upon request; and (3) are confidential and not to be disclosed to any person other than those to whom they are given by Amphenol Corp. The furnishing of these drawings, specifications, or other data by Amphenol Corp., or to any other person to anyone for any purpose is not to be regarded by implication or otherwise in any manner licensing, granting rights or permitting such holder or any other person to manufacture, use or sell any product, process or design, patented or otherwise, that may in any way be related to or disclosed by said drawings, specifications, or other data.	FINISH	APPROVED EAM	DATE 27-Jun-07	DWG SIZE B	CODE ID 74868	REV A	ITEM NO. 026252AAQ90NA5F		
								PART NO. 31-6294	