

TOSHIBA FIELD EFFECT TRANSISTOR SILICON N CHANNEL MOS TYPE (L<sup>2</sup>-π-MOSV)

# 2SK2963

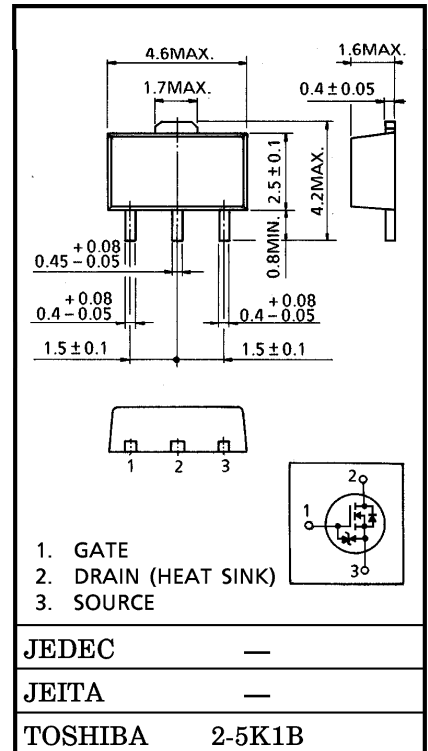
DC-DC CONVERTER, RELAY DRIVE AND MOTOR DRIVE APPLICATIONS

Unit in mm

- 4 V Gate Drive
- Low Drain-Source ON Resistance :  $R_{DS(ON)} = 0.5 \Omega$  (Typ.)
- High Forward Transfer Admittance :  $|Y_{fs}| = 1.2 S$  (Typ.)
- Low Leakage Current :  $I_{DSS} = 100 \mu A$  (Max.) ( $V_{DS} = 100 V$ )
- Enhancement-Mode :  $V_{th} = 0.8 \sim 2.0 V$   
( $V_{DS} = 10 V, I_D = 1 mA$ )

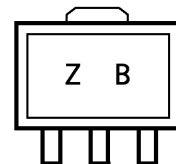
MAXIMUM RATINGS (Ta = 25°C)

CHARACTERISTIC		SYMBOL	RATING	UNIT
Drain-Source Voltage		$V_{DSS}$	100	V
Drain-Gate Voltage ( $R_{GS} = 20 k\Omega$ )		$V_{DGR}$	100	V
Gate-Source Voltage		$V_{GSS}$	$\pm 20$	V
Drain Current	DC (Note 1)	$I_D$	1	A
	Pulse (Note 1)	$I_{DP}$	3	A
Drain Power Dissipation		$P_D$	0.5	W
Drain Power Dissipation (Note 2)		$P_D$	1.5	W
Single Pulse Avalanche Energy (Note 3)		$E_{AS}$	137	mJ
Avalanche Current		$I_{AR}$	1	A
Repetitive Avalanche Energy (Note 4)		$E_{AR}$	0.05	mJ
Channel Temperature		$T_{ch}$	150	°C
Storage Temperature Range		$T_{stg}$	-55~150	°C



Weight : 0.05 g (Typ.)

MARKING



(The two digits represent the part number.)

THERMAL CHARACTERISTICS

CHARACTERISTIC	SYMBOL	MAX.	UNIT
Thermal Resistance, Channel to Ambient	$R_{th(ch-a)}$	250	°C/W

(Note 1) : Please use devices on condition that the channel temperature is below 150°C.

(Note 2) : Mounted on ceramic substrate (25.4 mm × 25.4 mm × 0.8 mm)

(Note 3) :  $V_{DD} = 25 V, T_{ch} = 25^\circ C$  (initial),  $L = 221 mH, R_G = 25 \Omega, I_{AR} = 1 A$

(Note 4) : Repetitive rating ; Pulse Width Limited by maximum junction temperature.

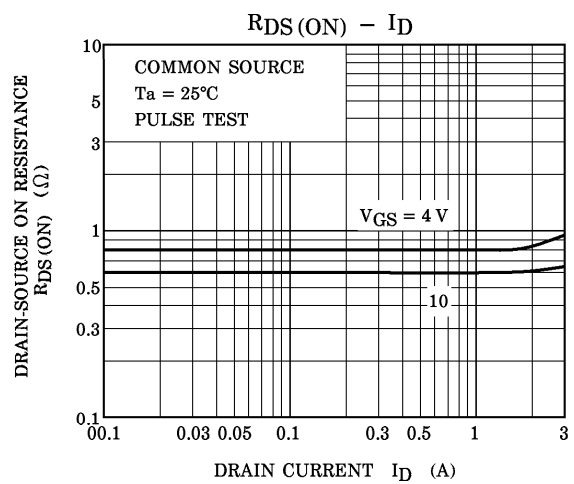
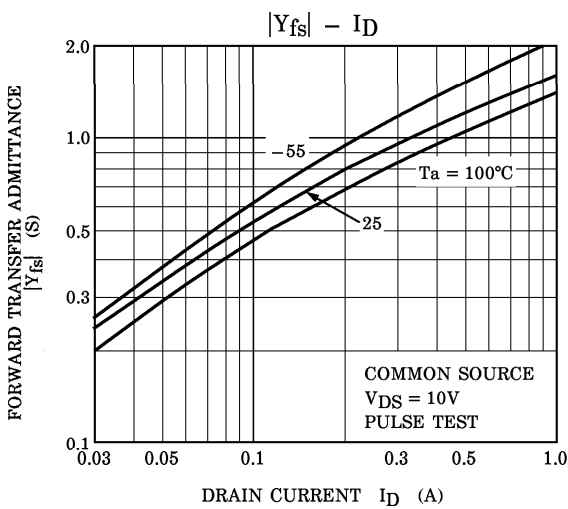
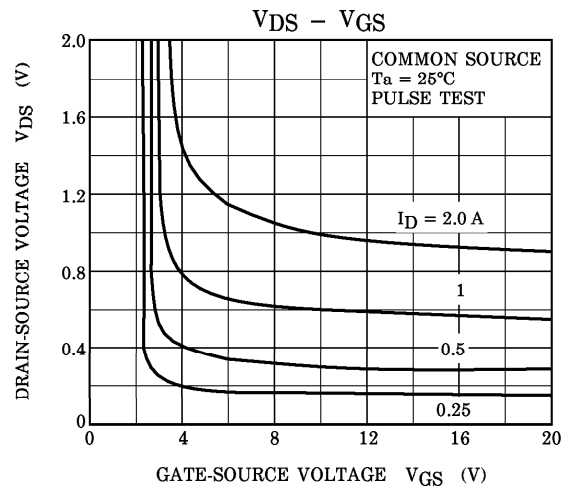
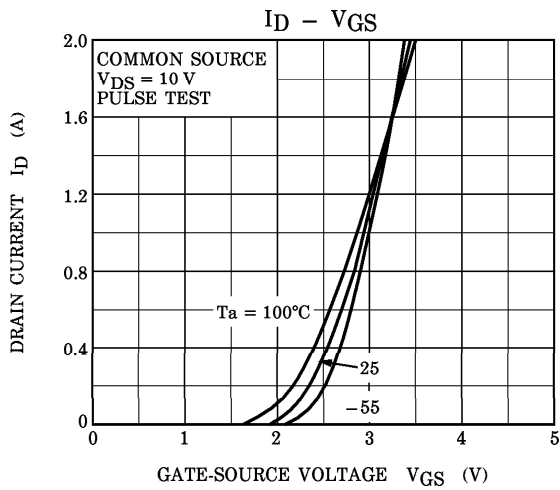
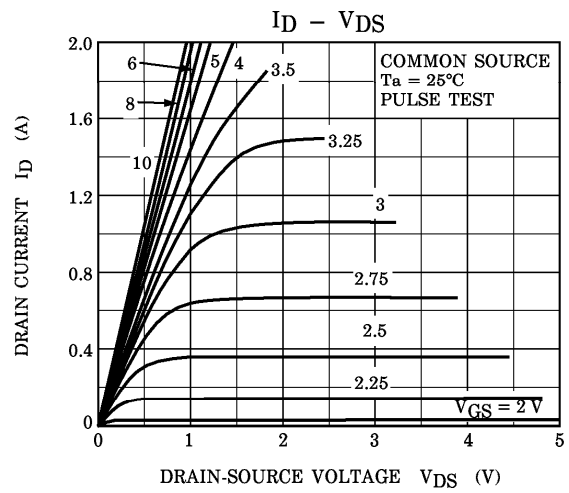
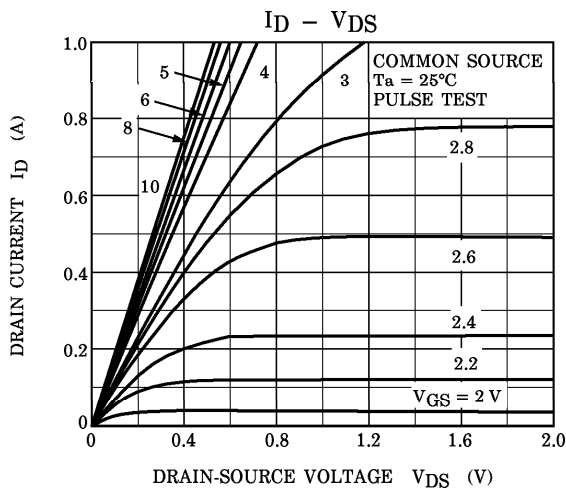
**This transistor is an electrostatic sensitive device.  
Please handle with caution.**

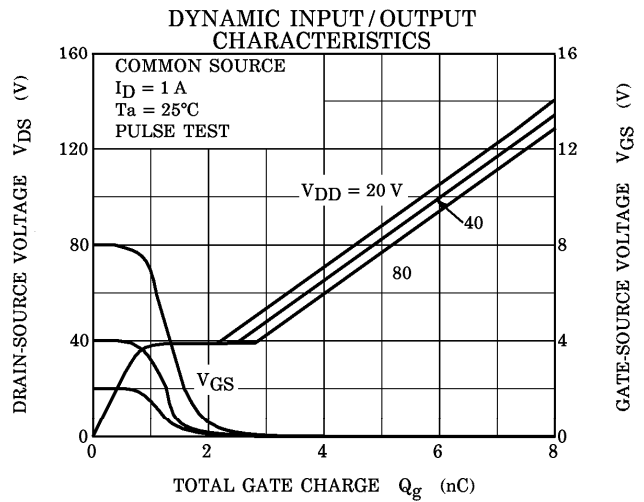
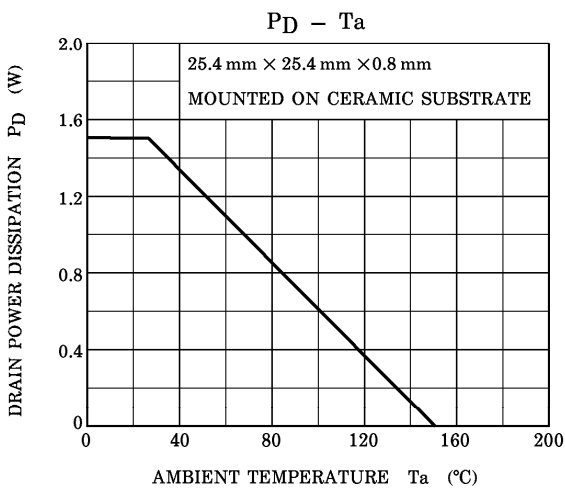
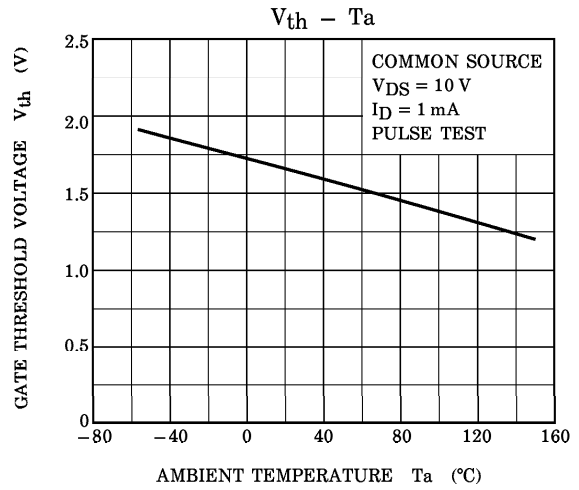
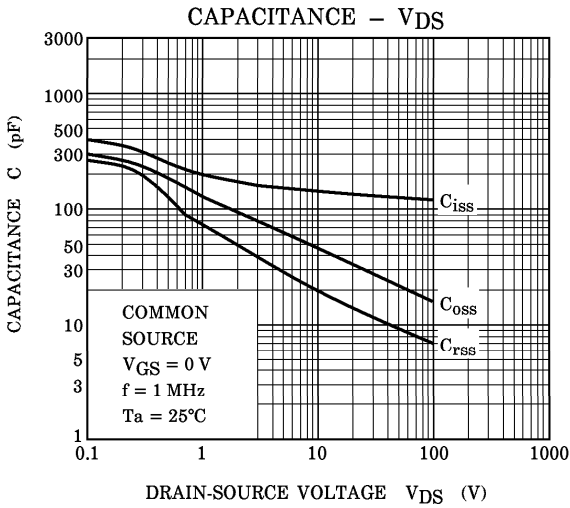
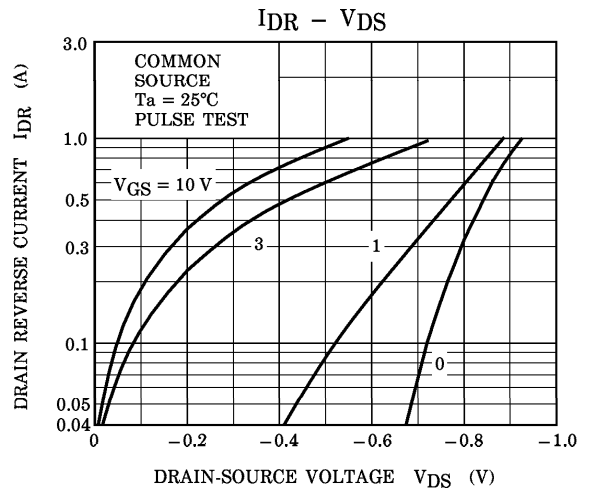
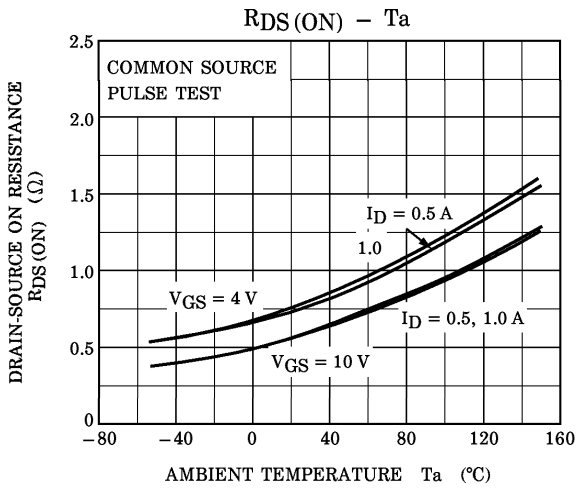
ELECTRICAL CHARACTERISTICS (Ta = 25°C)

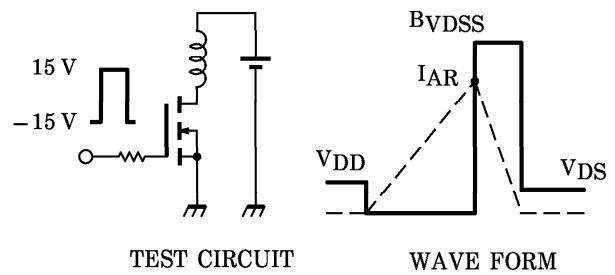
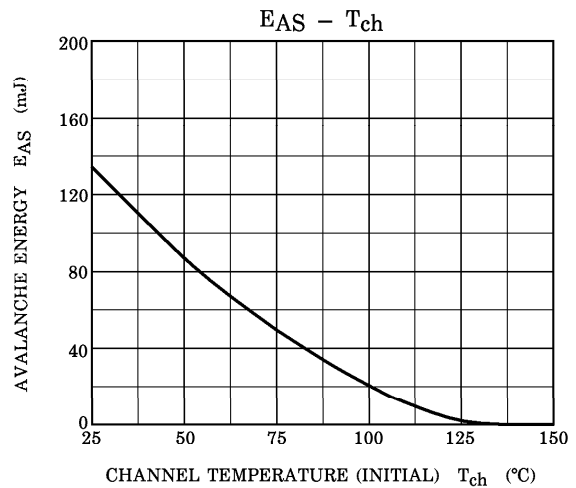
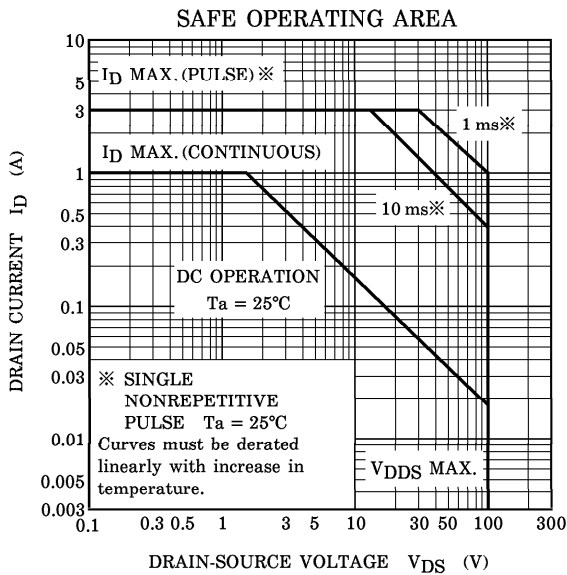
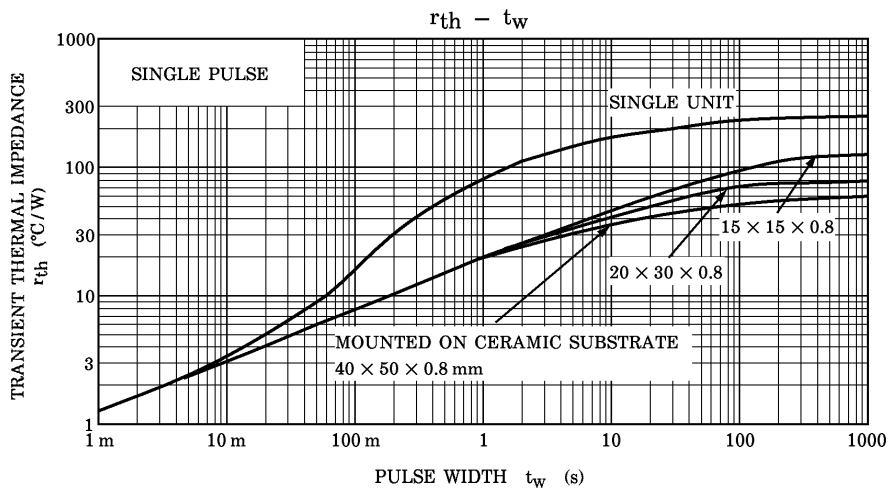
CHARACTERISTIC		SYMBOL	TEST CONDITION	MIN.	TYP.	MAX.	UNIT
Gate Leakage Current		I <sub>GSS</sub>	V <sub>GS</sub> = ±16 V, V <sub>DS</sub> = 0 V	—	—	±10	μA
Drain Cut-off Current		I <sub>DSS</sub>	V <sub>DS</sub> = 100 V, V <sub>GS</sub> = 0 V	—	—	100	μA
Drain-Source Breakdown Voltage		V <sub>(BR) DSS</sub>	I <sub>D</sub> = 10 mA, V <sub>GS</sub> = 0 V	100	—	—	V
Gate Threshold Voltage		V <sub>th</sub>	V <sub>DS</sub> = 10 V, I <sub>D</sub> = 1 mA	0.8	—	2.0	V
Drain-Source ON Resistance		R <sub>DS (ON)</sub>	V <sub>GS</sub> = 4 V, I <sub>D</sub> = 0.5 A	—	0.65	0.95	Ω
			V <sub>GS</sub> = 10 V, I <sub>D</sub> = 0.5 A	—	0.5	0.7	
Forward Transfer Admittance		Y <sub>fs</sub>	V <sub>DS</sub> = 10 V, I <sub>D</sub> = 0.5 A	0.6	1.2	—	S
Input Capacitance		C <sub>iss</sub>	V <sub>DS</sub> = 10 V, V <sub>GS</sub> = 0 V, f = 1 MHz	—	140	—	pF
Reverse Transfer Capacitance		C <sub>rss</sub>		—	20	—	
Output Capacitance		C <sub>oss</sub>		—	45	—	
Switching Time	Rise Time	t <sub>r</sub>		—	8	—	ns
	Turn-on Time	t <sub>on</sub>		—	13	—	
	Fall Time	t <sub>f</sub>		—	45	—	
	Turn-off Time	t <sub>off</sub>		Duty ≤ 1%, t <sub>w</sub> = 10 μs	—	175	
Total Gate Charge (Gate-Source Plus Gate-Drain)		Q <sub>g</sub>	V <sub>DD</sub> ≐ 80 V, V <sub>GS</sub> = 10 V, I <sub>D</sub> = 1 A	—	6.3	—	nC
Gate-Source Charge		Q <sub>gs</sub>	—	4.3	—		
Gate-Drain ("Miller") Charge		Q <sub>gd</sub>	—	2	—		

SOURCE-DRAIN RATINGS AND CHARACTERISTICS (Ta = 25°C)

CHARACTERISTIC		SYMBOL	TEST CONDITION	MIN.	TYP.	MAX.	UNIT
Continuous Drain Reverse Current (Note 1)		I <sub>IDR</sub>	—	—	—	1	A
Pulse Drain Reverse Current (Note 1)		I <sub>IDRP</sub>	—	—	—	3	A
Forward Voltage (Diode)		V <sub>DSF</sub>	I <sub>IDR</sub> = 1 A, V <sub>GS</sub> = 0 V	—	—	-1.5	V
Reverse Recovery Time		t <sub>rr</sub>	I <sub>IDR</sub> = 1 A, V <sub>GS</sub> = 0 V	—	80	—	ns
Reverse Recovery Charge		Q <sub>rr</sub>	dI <sub>IDR</sub> / dt = 50 A / μs	—	140	—	μC







$$R_G = 25 \Omega$$

$$V_{DD} = 25 \text{ V}, L = 221 \text{ mH} \quad E_{AS} = \frac{1}{2} \cdot L \cdot I^2 \cdot \left( \frac{B_{VDSS}}{B_{VDSS} - V_{DD}} \right)$$

**RESTRICTIONS ON PRODUCT USE**

000707EAA

- TOSHIBA is continually working to improve the quality and reliability of its products. Nevertheless, semiconductor devices in general can malfunction or fail due to their inherent electrical sensitivity and vulnerability to physical stress. It is the responsibility of the buyer, when utilizing TOSHIBA products, to comply with the standards of safety in making a safe design for the entire system, and to avoid situations in which a malfunction or failure of such TOSHIBA products could cause loss of human life, bodily injury or damage to property. In developing your designs, please ensure that TOSHIBA products are used within specified operating ranges as set forth in the most recent TOSHIBA products specifications. Also, please keep in mind the precautions and conditions set forth in the "Handling Guide for Semiconductor Devices," or "TOSHIBA Semiconductor Reliability Handbook" etc..
- The TOSHIBA products listed in this document are intended for usage in general electronics applications (computer, personal equipment, office equipment, measuring equipment, industrial robotics, domestic appliances, etc.). These TOSHIBA products are neither intended nor warranted for usage in equipment that requires extraordinarily high quality and/or reliability or a malfunction or failure of which may cause loss of human life or bodily injury ("Unintended Usage"). Unintended Usage include atomic energy control instruments, airplane or spaceship instruments, transportation instruments, traffic signal instruments, combustion control instruments, medical instruments, all types of safety devices, etc.. Unintended Usage of TOSHIBA products listed in this document shall be made at the customer's own risk.
- The information contained herein is presented only as a guide for the applications of our products. No responsibility is assumed by TOSHIBA CORPORATION for any infringements of intellectual property or other rights of the third parties which may result from its use. No license is granted by implication or otherwise under any intellectual property or other rights of TOSHIBA CORPORATION or others.
- The information contained herein is subject to change without notice.