

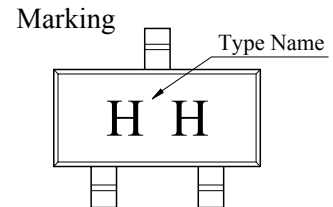
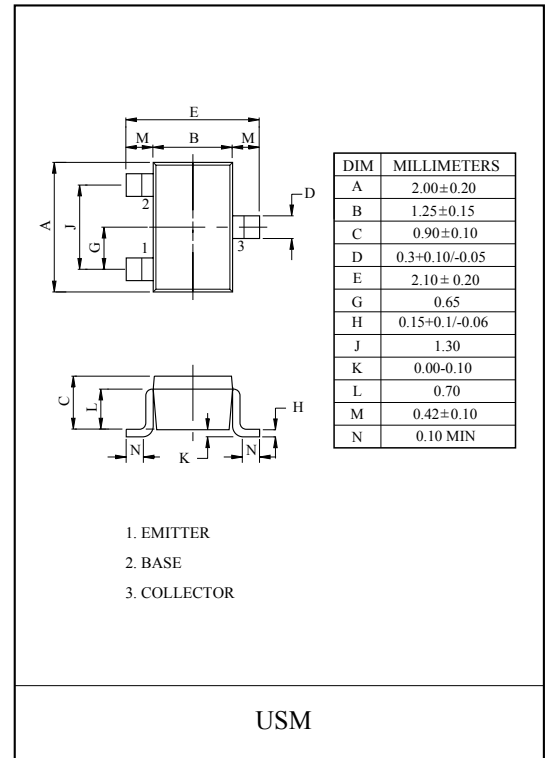
HIGH FREQUENCY APPLICATION.
VHF BAND AMPLIFIER APPLICATION.

FEATURES

- Good Linearity of f_T .

MAXIMUM RATING (Ta=25°C)

| CHARACTERISTIC | SYMBOL | RATING | UNIT |
|-----------------------------|-----------|-----------|------|
| Collector-Base Voltage | V_{CBO} | 30 | V |
| Collector-Emitter Voltage | V_{CEO} | 25 | V |
| Emitter-Base Voltage | V_{EBO} | 4 | V |
| Collector Current | I_C | 50 | mA |
| Base Current | I_B | 25 | mA |
| Collector Power Dissipation | P_C | 100 | mW |
| Junction Temperature | T_j | 150 | °C |
| Storage Temperature Range | T_{stg} | -55 ~ 150 | °C |

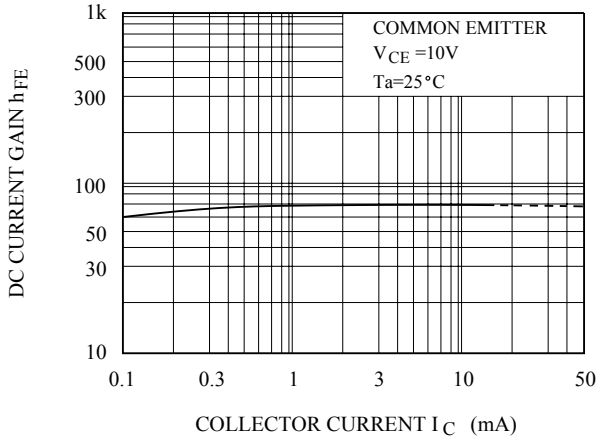


ELECTRICAL CHARACTERISTICS (Ta=25°C)

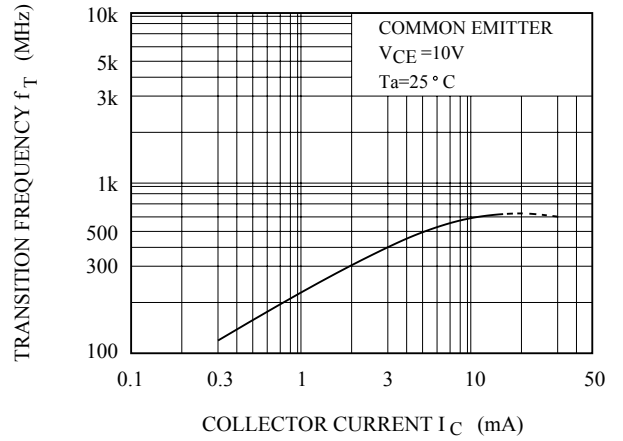
| CHARACTERISTIC | | SYMBOL | TEST CONDITION | MIN. | TYP. | MAX. | UNIT |
|-------------------------------------|-------------------|---------------------|---------------------------------|------|------|------|---------|
| Collector Cut-off Current | | I_{CBO} | $V_{CB}=30V, I_E=0$ | - | - | 0.1 | μA |
| Emitter Cut-off Current | | I_{EBO} | $V_{EB}=3V, I_C=0$ | - | - | 0.1 | μA |
| Collector-Emitter Breakdown Voltage | | $V_{(BR)CEO}$ | $I_C=10mA, I_B=0$ | 25 | - | - | V |
| DC Current Gain | | h_{FE} | $V_{CE}=10V, I_C=10mA$ | 20 | 70 | 200 | |
| Saturation Voltage | Collector-Emitter | $V_{CE(sat)}$ | $I_C=15mA, I_B=1.5mA$ | - | - | 0.2 | V |
| | Base-Emitter | $V_{BE(sat)}$ | | - | - | 1.5 | |
| Collector Output Capacitance | | C_{ob} | $V_{CB}=10V, I_E=0, f=1MHz$ | - | 1.1 | 1.6 | pF |
| Collector-Base Time Constant | | $C_C \cdot r_{bb'}$ | $V_{CB}=10V, I_E=-1mA, f=30MHz$ | - | - | 25 | pS |
| Transition Frequency | | f_T | $V_{CE}=10V, I_C=10mA$ | 250 | 600 | - | MHz |

KTC4081

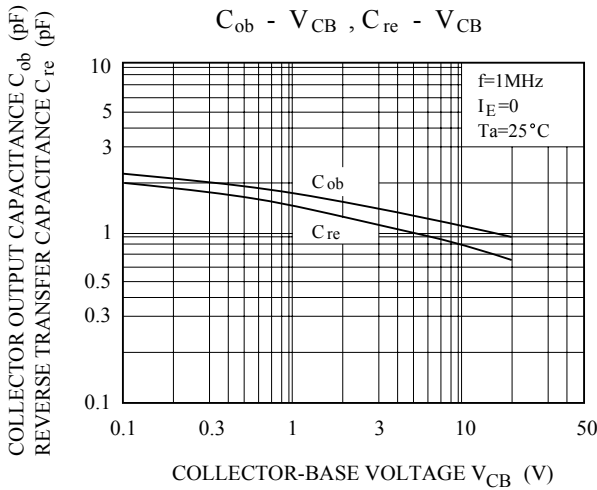
$h_{FE} - I_C$



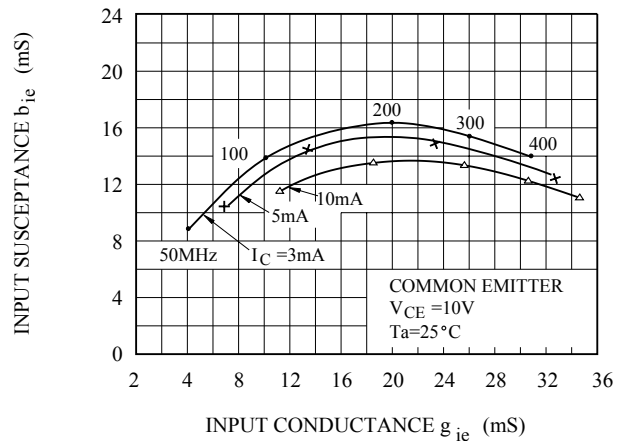
$f_T - I_C$



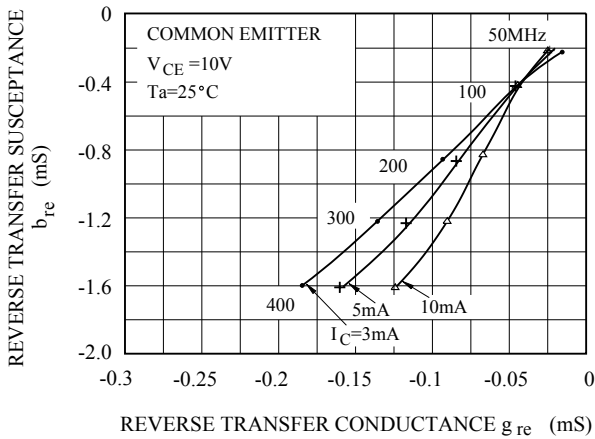
$C_{ob} - V_{CB}, C_{re} - V_{CB}$



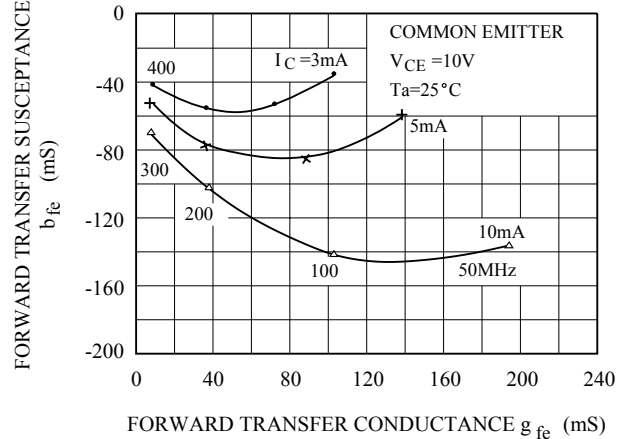
$y_{ie} - f$



$y_{re} - f$



$y_{fe} - f$



KTC4081

