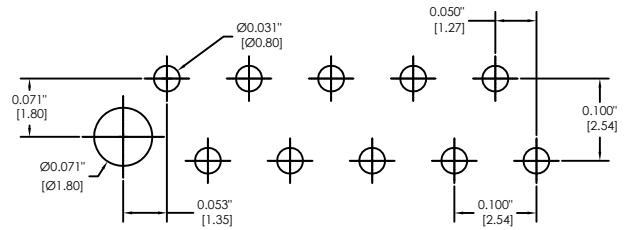
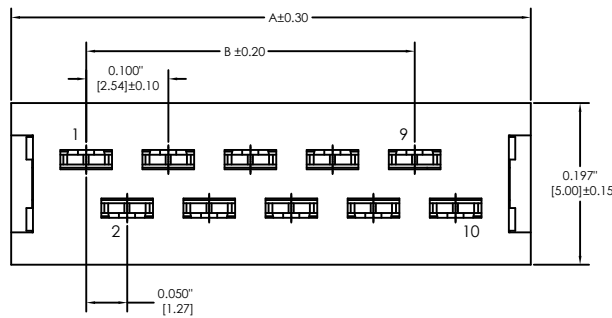
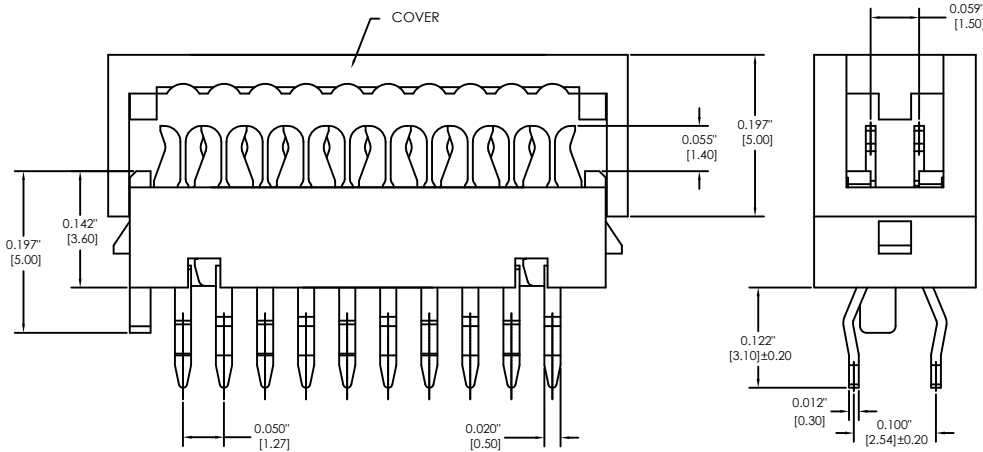


Major League Electronics .050" Staggered cl Plug/Transition Connector - Thru Hole



Recommended P.C. Board Layout
Tolerance ±0.05



Pins Per Row	Dimension		Qty / Tube
	A	B	
2	8.45	2.54	69
3	10.99	5.08	53
4	13.53	7.62	43
5	16.07	10.16	36
6	18.61	12.70	31
7	21.15	15.24	27
8	23.69	17.78	24
9	26.23	20.32	22
10	28.77	22.86	20

Ordering Information

Specification

Electrical:

Rated Current: 1.0AMP
 Contact Resistance: 20mΩ max
 Withstand Voltage: 500V AC/DC
 Insulation Resistance: 1000MΩ min
 Operation Temperature: -40°C to +105°C

Material:

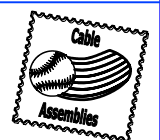
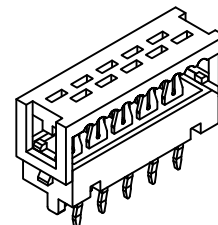
Contact Material: Phosphor Bronze
 Contact Plating: Sn Over Ni
 Insulator Material: PBT+15%GF(UL94V-0), Red
 Packing: Tube without Pick and Place Pad

Termination:

.050" ribbon cable
 Contact MLE For Cable Assemblies

MICRO - 04 - - LF

Pins Per Row Lead Free
 02, 03, 04, 05, 06, 07, 08, 09, 10



Mates with:
PCB

Products cut to specific sizes are uncancellable/nonreturnable

Parts are subject to change without notice

MICRO-04 SERIES

.050" Staggered cl Plug (Paddleboard) Connector
 Thru Hole Straight With Kinked Pins & Locating Peg

26 AUG 10

Scale
NTS

UNLESS OTHERWISE SPECIFIED
 DIMENSIONS IN INCHES [MM]
 TOLERANCES ARE:

ONE PLACE DECIMALS ±.100
 TWO PLACE DECIMALS ±.010
 THREE PLACE DECIMALS ±.005
 FOUR PLACE DECIMALS ±.0020
 ANGLES
 35°



4235 Earnings Way, New Albany, Indiana, 47150, USA
 1-800-782-3486 (USA/Canada/Mexico)
 Tel: 812-944-7244
 Fax: 812-944-7268
 E-mail: mle@mlelectronics.com
 Web: www.mlelectronics.com

Revision
B

Sheet
1/2

Revisions

Revision B - (12th May 2011)

Amendment to part number for entire series,
Total Pins has been changed to Pins Per Row.

Therefore MICRO-XX-04 is now MICRO-XX-02
(4 total pins now equals 2 pins per row in part number).

Was:

Total Pins

04, 06, 08, 10, 12, 14, 16, 18, 20

Now:

Pins Per Row

02, 03, 04, 05, 06, 07, 08, 09, 10

Products cut to specific sizes are uncancellable/nonreturnable

Parts are subject to change without notice

MICRO-04 SERIES

.050" Staggered cl Plug (Paddleboard) Connector
Thru Hole Straight With Kinked Pins & Locating Peg

26 AUG 10

Scale
NTS

UNLESS OTHERWISE SPECIFIED
DIMENSIONS IN INCHES [MM]
TOLERANCES ARE:

ONE PLACE DECIMALS ±.100
TWO PLACE DECIMALS ±.010
THREE PLACE DECIMALS ±.005
FOUR PLACE DECIMALS ±.0020
ANGLES
±.5°



4235 Earnings Way, New Albany, Indiana, 47150, USA
1-800-782-3486 (USA/Canada/Mexico)

Tel: 812-944-7244
Fax: 812-944-7268

E-mail: mle@mlelectronics.com
Web: www.mlelectronics.com

Revision
B

Sheet
2/2