

Spezifikation für Freigabe / specification for release

Kunde / customer :

Artikelnummer / part number :

744770115

LF

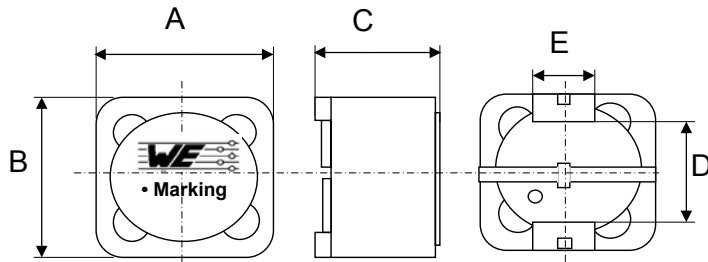


Bezeichnung : **SPEICHERDROSSEL WE-PD**

description : **POWER-CHOKE WE-PD**

DATUM / DATE : 2004-10-11

A Mechanische Abmessungen / dimensions :



Typ XL		
A	12,0 ± 0,3	mm
B	12,0 ± 0,3	mm
C	8,0 max.	mm
D	8,0 ± 0,3	mm
E	5,0 ± 0,2	mm

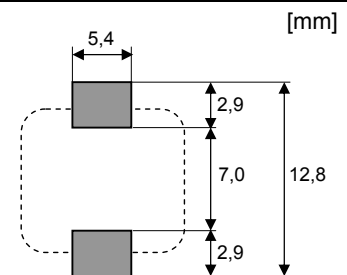
● = Start of winding

Marking = Inductance code

B Elektrische Eigenschaften / electrical properties :

Eigenschaften / properties	Testbedingungen / test conditions		Wert / value	Einheit / unit	tol.
Induktivität / inductance	1 kHz / 0,25V	L	15,00	μH	±20%
DC-Widerstand / DC-resistance	@ 20°C	R _{DC typ}	0,0240	Ω	typ.
DC-Widerstand / DC-resistance	@ 20°C	R _{DC max}	0,027	Ω	max.
Nennstrom / rated current	ΔT=40 K	I _{DC}	5,00	A	max.
Sättigungsstrom / saturation current	 ΔL/L <10%	I _{sat}	6,00	A	typ.
Eigenres.-Frequenz / self-res.-frequency		SRF	14,50	MHz	typ.

C Lötpad / soldering spec. :



D Prüfgeräte / test equipment :

HP 4274 A für/for L und/and Q

HP 34401 A für/for I_{DC} und/and R_{DC}

E Testbedingungen / test conditions :

Luftfeuchtigkeit / humidity: 33%
Umgebungstemperatur / temperature: +20°C

F Werkstoffe & Zulassungen / material & approvals :

Basismaterial / base material: Ferrit/ferrite
Endoberfläche / finishing electrode: 100% Sn
Anbindung an Elektrode / soldering wire to plating: Sn/Ag/Cu - 96.5/3.0/0.5%
Draht / wire: 2SFBW 155°C

G Eigenschaften / general specifications :

Betriebstemp. / operating temperature: -40°C - + 125°C
Umgebungstemp. / ambient temperature: -40°C - + 85°C
It is recommended that the temperature of the part does not exceed 125°C under worst case operating conditions.

Freigabe erteilt / general release:		Kunde / customer	
		MST	Version 5 04-10-11
		MST	Version 4 03-12-10
		RT	Version 3 03-03-03
		MST	Version 2 02-03-27
		JH	Version 1 00-12-06
		Name	Änderung / modification Datum / date

Würth Elektronik eiSos GmbH & Co. KG

D-74638 Waldenburg · Max-Eyth-Strasse 1 - 3 · Germany · Telefon (+49) (0) 7942 - 945 - 0 · Telefax (+49) (0) 7942 - 945 - 400
<http://www.we-online.com>

Spezifikation für Freigabe / specification for release

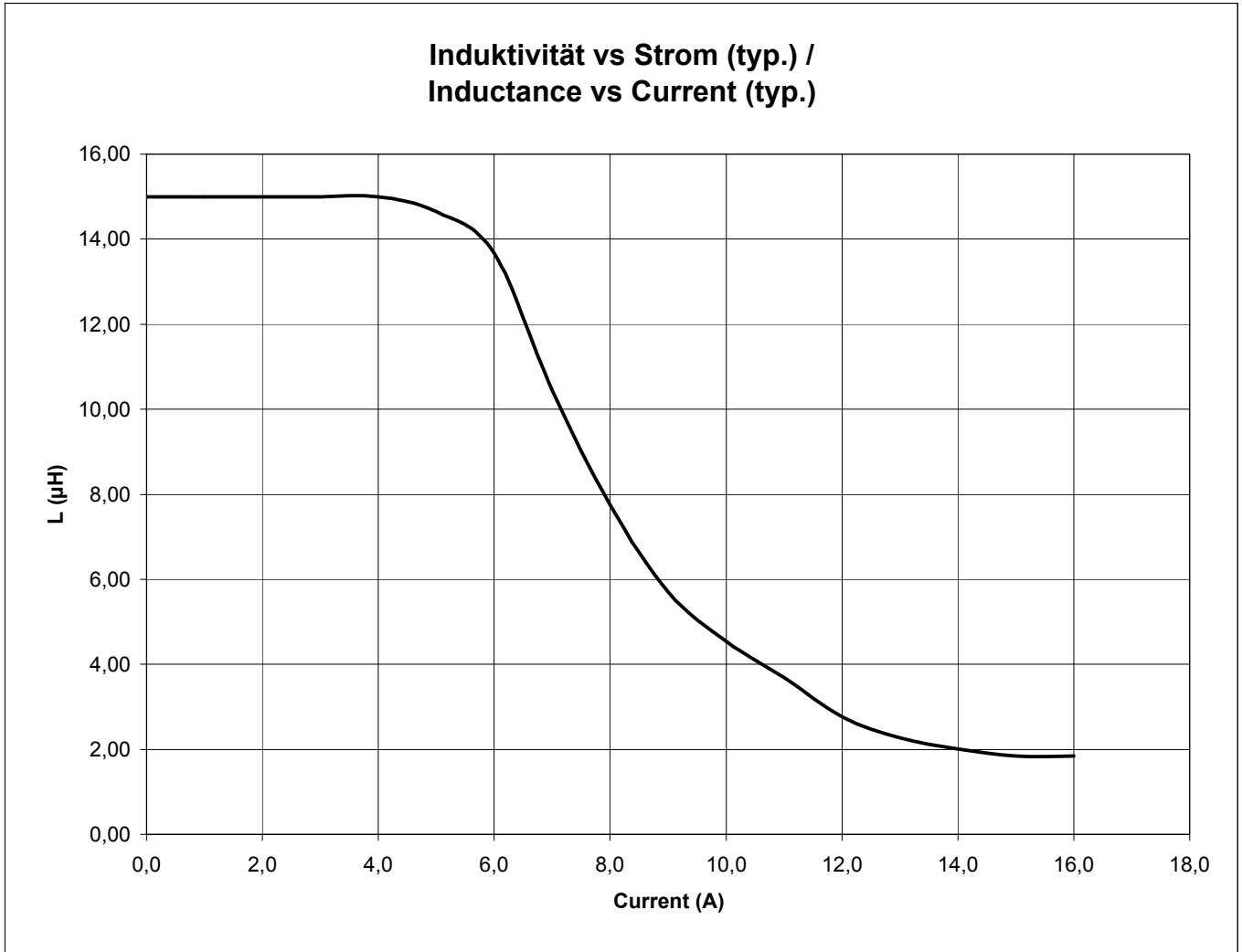
Kunde / customer : _____
 Artikelnummer / part number : **744770115**
 Bezeichnung : **SPEICHERDROSSEL WE-PD**
 description : **POWER-CHOKE WE-PD**

LF



DATUM / DATE : 2004-10-11

H Induktivitätskurve / Inductance curve :



Freigabe erteilt / general release:	Kunde / customer			
Datum / date	Unterschrift / signature	MST	Version 5	04-10-11
Geprüft / checked	Kontrolliert / approved	MST	Version 4	03-12-10
	Würth Elektronik	RT	Version 3	03-03-03
		MST	Version 2	02-03-27
		JH	Version 1	00-12-06
		Name	Änderung / modification	Datum / date

Würth Elektronik eiSos GmbH & Co. KG

D-74638 Waldenburg · Max-Eyth-Strasse 1 - 3 · Germany · Telefon (+49) (0) 7942 - 945 - 0 · Telefax (+49) (0) 7942 - 945 - 400
<http://www.we-online.com>

Spezifikation für Freigabe / specification for release

Kunde / customer : _____

Artikelnummer / part number : **744770115**

LF

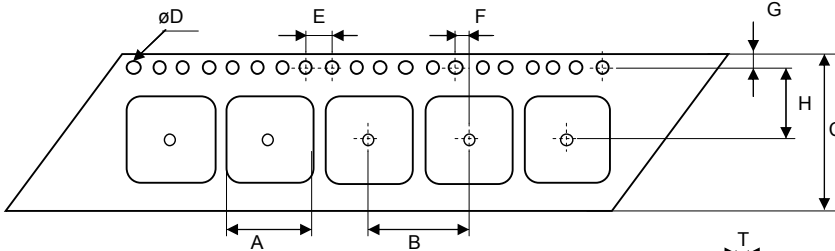


Bezeichnung : **SPEICHERDROSSEL WE-PD**

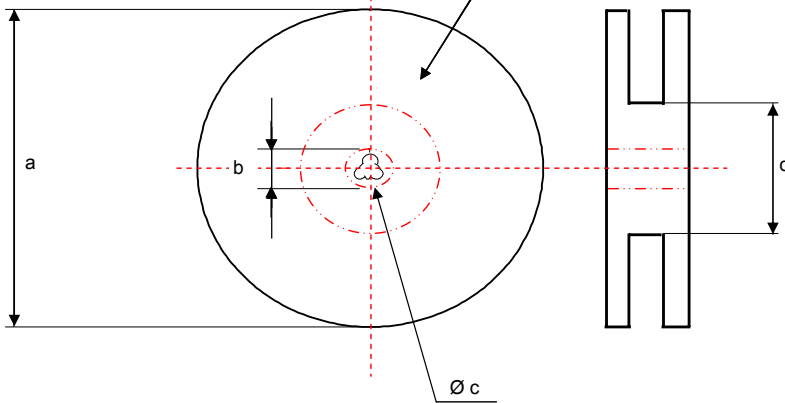
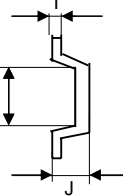
description : **POWER-CHOKE WE-PD**

DATUM / DATE : 2004-10-11

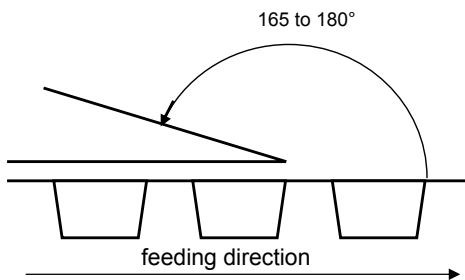
I Rollenspezifikation / tape and reel specification :



Gurtspezifikation / Tape specification :		
A	12,7 ± 0,1	mm
B	16,0 ± 0,1	mm
C	24,0 ± 0,2	mm
D	1,50 ± 0,1	mm
E	4,00 ± 0,1	mm
F	2,00 ± 0,1	mm
G	1,75 ± 0,1	mm
H	11,5 ± 0,1	mm
I	12,7 ± 0,1	mm
J	8,20 ± 0,1	mm
T	0,40 ± 0,05	mm



Rollenspezifikation / Reel specification:		
a	330,0 ± 0,5	mm
b	20,20 ± 0,2	mm
c	13,00^{+0,5}_{-1,0}	mm
d	100,0 ± 0,2	mm



The force for tearing off cover tape is 10 to 130 grams in arrow direction

Freigabe erteilt / general release:	Kunde / customer		
Datum / date	Unterschrift / signature		
		MST	Version 5
Geprüft / checked	Würth Elektronik		
		MST	Version 4
		RT	Version 3
		MST	Version 2
Kontrolliert / approved	Name		Datum / date
		JH	Version 1
		Änderung / modification	

This electronic component is designed and developed with the intention for use in general electronics equipments. Before incorporating the components into any equipments in the field such as aerospace, aviation, nuclear control, submarine, transportation, (automotive control, train control, ship control), transportation signal, disaster prevention, medical, public information network etc. where higher safety and reliability are especially required or if there is possibility of direct damage or injury to human body. In addition, even electronic component in general electronic equipments, when used in electrical circuits that require high safety, reliability functions or performance, the sufficient reliability evaluation-check for the safety must be performed before use. It is essential to give consideration when to install a protective circuit at the design stage.

Würth Elektronik eiSos GmbH & Co. KG

D-74638 Waldenburg · Max-Eyth-Strasse 1 - 3 · Germany · Telefon (+49) (0) 7942 - 945 - 0 · Telefax (+49) (0) 7942 - 945 - 400
http://www.we-online.com