

## AC Filter 2-Stage, Very High Symmetrical and Asymmetrical Attenuation

**Description**

- Chassis:  
Screw-on mounting, from top
- Line-filter in standard version, 2 positions, high attenuation
- Quick connect terminals 6.3 x 0.8 mm or screw terminals
- Especially effective against asymmetrical interferences in the frequency range from 10kHz up to 30MHz

**Approvals**

- VDE License Number: 40004673
- UL License Number: E72928

**Characteristics**

- Designed for increased requirements
- 2-stage line filter with increased attenuation
- Protection against interference voltage from the mains
- Especially designed for industrial applications such as: Frequency Converters, Stepper Motor Drives, UPS-Systems, Inverters
- Especially suitable for use in switching power supplies
- Qualified for use in equipment according IEC/EN 60950

**References**

[General Product Information](#)

**Weblinks**

[Approvals](#), [RoHS](#), [CHINA-RoHS](#), [Mating Connectors](#), [e-Store](#), [Distributor-Stock-Check](#), [Accessories](#)

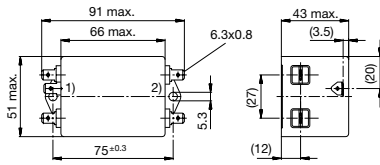
**Technical Data**

Ratings IEC	3 - 36A @ Ta 40 °C / 250VAC; 50Hz
Ratings UL/CSA	3 - 36A @ Ta 40 °C / 125VAC; 60Hz
Leakage Current	standard < 0.5mA (250V / 60Hz)
Dielectric Strength	> 1.7kVDC between L-N > 2.7kVDC between L/N-PE Test voltage (2 sec)
Allowable Operation Temp.	-25°C to 100°C
Climatic Category	25/100/21 acc. to IEC 60068-1
Protection Class	Suitable for appliances with protection class 1 acc. to IEC 61140
Terminal	Quick connect terminals 6.3 x 0.8 mm or screw terminals Current >24 A requires screw terminals
Material: Housing	Alu. anodised / Stainless Steel

Line Filter	Standard and Industrial Version, IEC 60939, IEC 60601-1, UL 1283, UL 544, EN 133 200, CSA C22.2 no. 8 <a href="#">Technical details</a>
MTBF	> 200'000h acc. to MIL-HB-217 F

## Dimensions

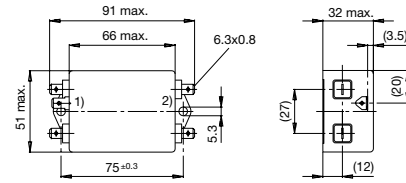
### Case 48



- 1) Line
- 2) Load

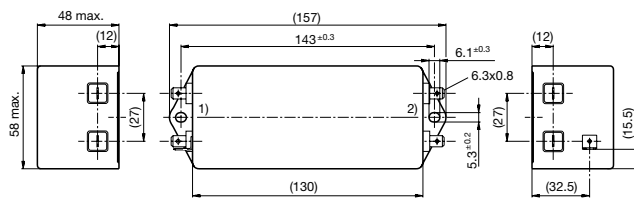
Case FF with quick connect terminals

### Case 49

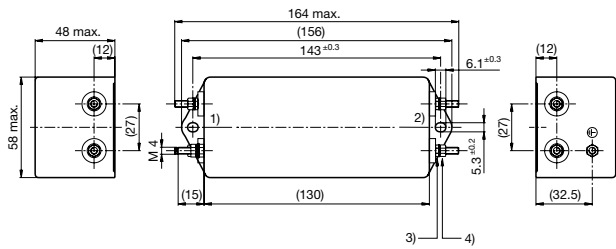


- 1) Line
- 2) Load

Case FF with screw terminals



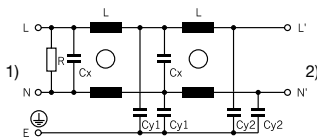
- 1) Line
- 2) Load



- 1) Line
- 2) Load
- 3) Lock-nut do not unscrew
- 4) Nut torque 0.85...1 Nm, keep lock-nut fastened

## Diagrams

### Standard version



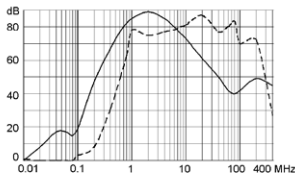
- 1) Line
- 2) Load

**Attenuation Loss**

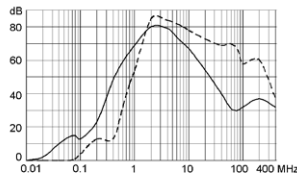
--- differential mode \_\_\_\_ common mode

Standard version

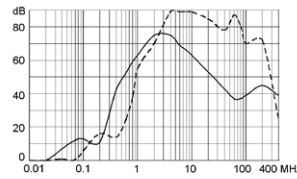
3 A



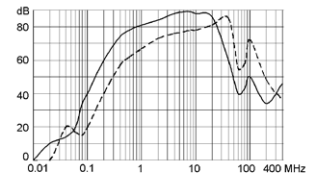
6 A



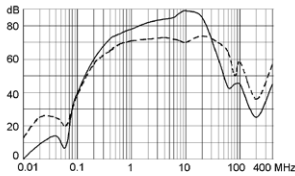
10 A



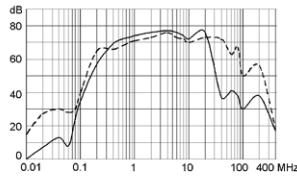
16 A



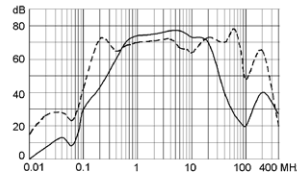
20 A



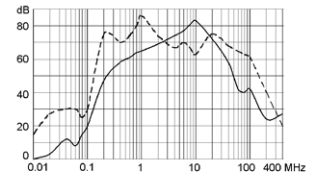
24 A



25 A

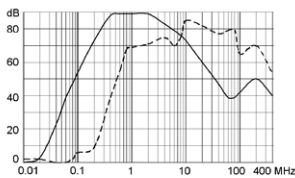


36 A

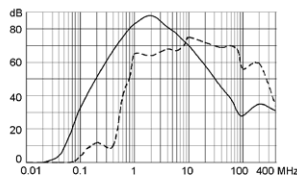


Industrial Version

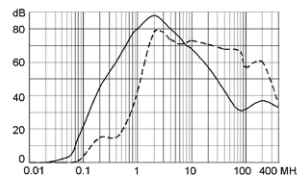
3 A



6 A



10 A



**Variants**

Rated Current [A]	Filter-Type	Leakage Current [mA]	Terminal	L [mH]	Cx [µF]	Cy1 [nF]	Cy2 [nF]	R [MΩ]	Weight [g]	Housing	Order Number
3	Standard Version	0.25	Quick connect terminals	2 x 2	0.1	1.5	1	1	157	49	5500.2058
6	Standard Version	0.25	Quick connect terminals	2 x 0.8	0.1	1.5	1	1	159	49	5500.2060
10	Standard Version	0.25	Quick connect terminals	2 x 0.4	0.1	1.5	1	1	159	49	5500.2062
3	Industrial Version	2.5	Quick connect terminals	2 x 2	0.1	22	1	1	157	49	5500.2059
6	Industrial Version	2.5	Quick connect terminals	2 x 0.8	0.1	22	1	1	159	49	5500.2061
10	Industrial Version	2.5	Quick connect terminals	2 x 0.4	0.1	22	1	1	159	49	5500.2063

Packaging unit

10 Pcs