


Power Supplies - Open Frame


APS-530

Model Name	P/N: 50966911000E			
APS-530 Open Frame AC 70W	Input Range	90 ~ 260V _{AC} Full Range		
	Output Voltage	+5V	+12V	-12V
		10A 0A min	1.5A 0A min	0.3A 0A min
	MTBF (hours)	50,000h		
	Safety	Meets UL1950, CSA C22.2 NO.234,CE		
	Dimensions	127 x 76.2 x 29 mm		
	Compatible with Axiomtek Products	EM1610/EM1611/EM60321/EM60321C/eBOX745-EFL/eBOX746-EFL		




APS-536

Model Name	P/N: 50966911000E			
APS-536 Open Frame DC 72W	Input Range	36 ~ 72V _{DC}		
	Output Voltage	+5V	+12V	-12V
		10A 0A min	1.5A 0A min	0.3A 0A min
	MTBF (hours)	50,000h		
	Safety	Meets UL1950, CSA C22.2 NO.234,CE		
	Dimensions	127 x 76.2 x 29 mm		
	Compatible with Axiomtek Products	EM1610/EM1611/EM60321C/eBOX745-EFL/eBOX746-EFL		



APS-534


Model Name	P/N: 50967911000E			
APS-534 Open Frame DC 72W	Input Range	18 ~ 36V _{DC}		
	Output Voltage	+5V	+12V	-12V
		10A 0A min	1.5A 0A min	0.3A 0A min
	MTBF (hours)	50,000h		
	Safety	Meets UL1950, CSA C22.2 NO.234,CE		
	Dimensions	127 x 76.2 x 29 mm		
	Compatible with Axiomtek Products	EM1610/EM1611/EM60321/EM60321C/eBOX745-EFL/eBOX746-EFL		



Power Supplies - Open Frame

APS-532

Model Name	P/N: 50968911000E			
APS-532 Open Frame DC 72W	Input Range	9 ~ 18V _{DC}		
	Output Voltage	+5V	+12V	-12V
		10A 0A min	1.5A 0A min	0.3A 0A min
	MTBF (hours)	50,000h		
	Safety	Meets UL1950, CSA C22.2 NO.234,CE		
	Dimensions	127 x 76.2 x 29 mm		
	Compatible with Axiomtek Products	EM1610/EM1611/EM60321/EM60321C/eBOX745-EFL/eBOX746-EFL		



Overview

Embedded
Systems

Embedded
Systems for
Transportation

Embedded
Field
Controllers

Embedded
MicroBoxes

Industrial
Barebone
Systems

Industrial
Chassis

Backplanes

Power
Supplies

Peripherals &
Accessories

* All specifications and photos are subject to change without notice.
© 2013 Axiomtek Co., Ltd. All rights reserved.