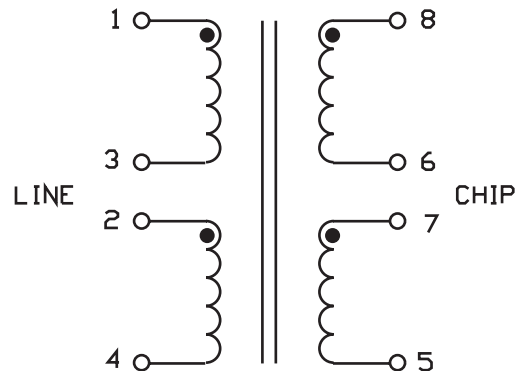


ADSL MAGNETICS

S560-6600-KR

SCHEMATIC



ELECTRICAL CHARACTERISTICS (@25°C)

NOMINAL TURNS RATIO:

(8-5) : (1-4) 1 : 1.94

CONNECT TERMINALS 2 TO 3 & 6 TO 7

DC RESISTANCE:

(1-3) 0.95 Ω MAX

(2-4) 0.95 Ω MAX

(7-5) 0.50 Ω MAX

(8-6) 0.50 Ω MAX

INDUCTANCE @ 100 kHz, 0.1 V_{rms}:

(1-4) 400 μH ±5%

CONNECT TERMINALS 2 TO 3

MAXIMUM LEAKAGE INDUCTANCE:

(1-4) 7.5 μH

CONNECT TERMINALS 2 TO 3 & 6 TO 7

SHORT TERMINALS 5, 6, 7 & 8

DIRECT CAPACITANCE:

BETWEEN (1-4) & (8-5) 40 pF MAX

CONNECT TERMINALS 2 TO 3 & 6 TO 7

TOTAL HARMONIC DISTORTION

15 V_{pp}, 100kHz, 100 Ω LINE -80 dB MAX

MINIMUM DIELECTRIC RATING:

BETWEEN (1-4) & (8-5) 1500 V_{rms}

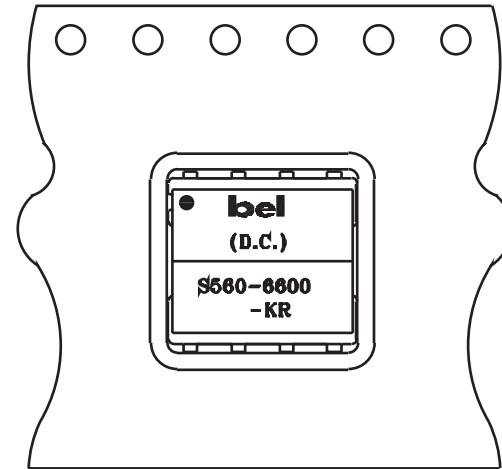
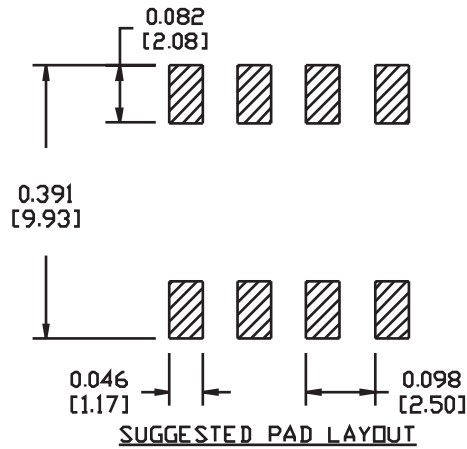
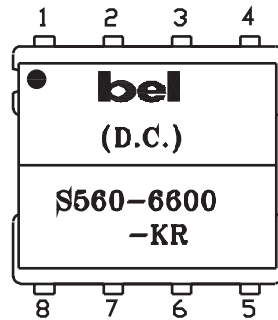
CONNECT TERMINALS 2 TO 3 & 6 TO 7

COMPLIES WITH UL1950, FUNCTIONAL INSULATION

OPERATING TEMPERATURE RANGE: -40°C TO +85°C

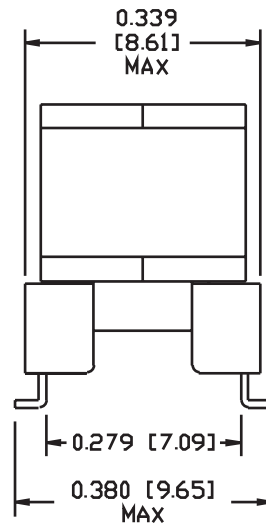
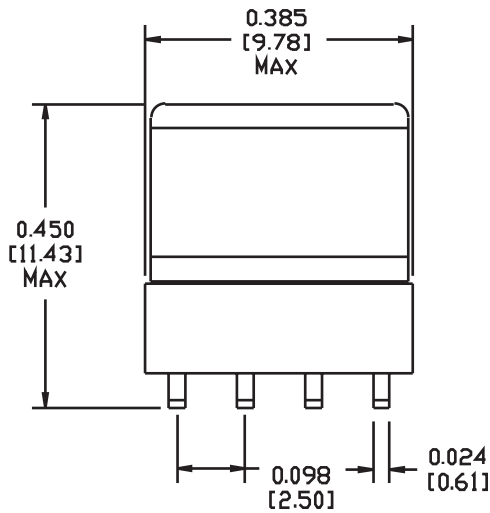
ADSL MAGNETICS

S560-6600-KR



➔ USER FEED DIRECTION

ORIENTATION OF COMPONENT INSIDE POCKET



TAPE WIDTH	24MM
POCKET PITCH	16MM
QUANTITY OF COMPONENTS PER REEL	300
PLASTIC REEL OUTER DIAMETER	13 INCHES
PLASTIC REEL HUB DIAMETER	4 INCHES
COMPLY WITH EIA 481-2-A	