

**PLEASE CHECK WWW.MOLEX.COM FOR LATEST PART INFORMATION**

**Part Number:** [0713085472](#)  
**Status:** **Active**  
**Description:** 2.54mm (.100") Pitch C-Grid® Header, Surface Mount, Dual Row, Vertical, 72 Circuits, 1.50µm (59µ") Minimum Bright Tin (Sn) Over Nickel (Ni) Plating, without PCB Locator Pegs

**Documents:**

[3D Model](#) [Product Specification PS-71308 \(PDF\)](#)  
[Drawing \(PDF\)](#) [RoHS Certificate of Compliance \(PDF\)](#)

**Agency Certification**

CSA LR19980  
 UL E29179

**General**

Product Family PCB Headers  
 Series [71308](#)  
 Application Board-to-Board, Wire-to-Board  
 Product Name C-Grid®

**Physical**

Breakaway Yes  
 Circuits (Loaded) 72  
 Circuits (maximum) 72  
 Color - Resin Black  
 Durability (mating cycles max) 50  
 Flammability 94V-0  
 Glow-Wire Compliant No  
 Lock to Mating Part None  
 Material - Metal Phosphor Bronze  
 Material - Plating Mating Tin  
 Material - Plating Termination Tin  
 Material - Resin High Temperature Thermoplastic  
 Number of Rows 2  
 Orientation Vertical  
 PCB Locator Yes  
 PCB Retention Yes  
 Packaging Type Tube  
 Pitch - Mating Interface (in) 0.100 In  
 Pitch - Mating Interface (mm) 2.54 mm  
 Polarized to PCB No  
 Shrouded No  
 Stackable Yes  
 Temperature Range - Operating -40°C to +105°C  
 Termination Interface: Style Surface Mount

**Electrical**

Current - Maximum per Contact 3A  
 Voltage - Maximum 250V

**Solder Process Data**

Duration at Max. Process Temperature (seconds) 40  
 Lead-free Process Capability Reflow Capable (SMT only)  
 Max. Cycles at Max. Process Temperature 3  
 Process Temperature max. C 260

**Material Info**



*Series  
image - Reference only*

**EU RoHS**

**ELV and RoHS  
Compliant**  
**REACH SVHC  
Contains SVHC: No**  
**Halogen-Free  
Status  
Not Reviewed**

**China RoHS**



**Need more information on product  
environmental compliance?**

Email [productcompliance@molex.com](mailto:productcompliance@molex.com)  
 For a multiple part number RoHS Certificate of Compliance, [click here](#)

Please visit the [Contact Us](#) section for any non-product compliance questions.

**Search Parts in this Series**  
[71308Series](#)

**Reference - Drawing Numbers**

Product Specification  
Sales Drawing

PS-71308, RPS-71308-001  
SD-71308-001

This document was generated on 04/08/2010

**PLEASE CHECK [WWW.MOLEX.COM](http://WWW.MOLEX.COM) FOR LATEST PART INFORMATION**

OPTIONAL  
PICK AND PLACE CAP  
SEE NOTES 4 & 9.

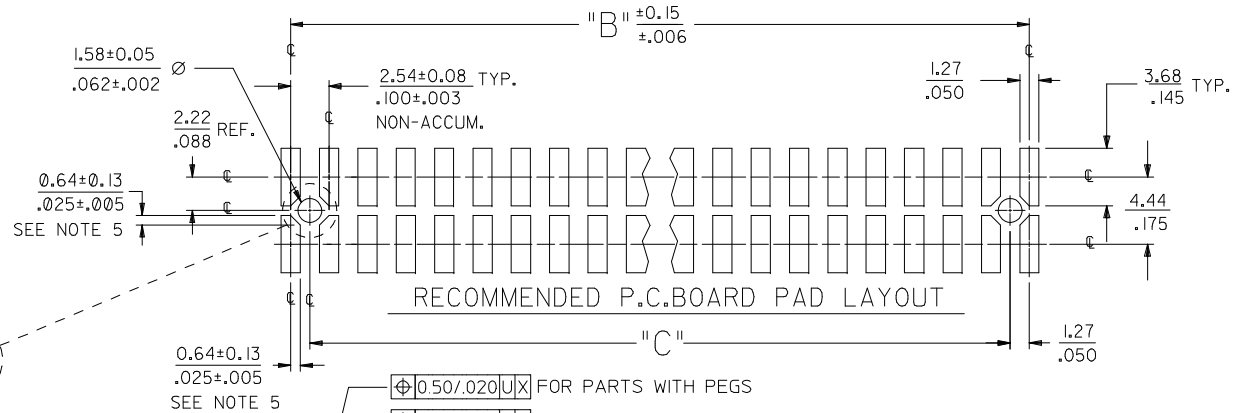


DIM. "M"	DIM. "G"
6.10 .240	10.67 .420
8.13 .320	12.70 .500

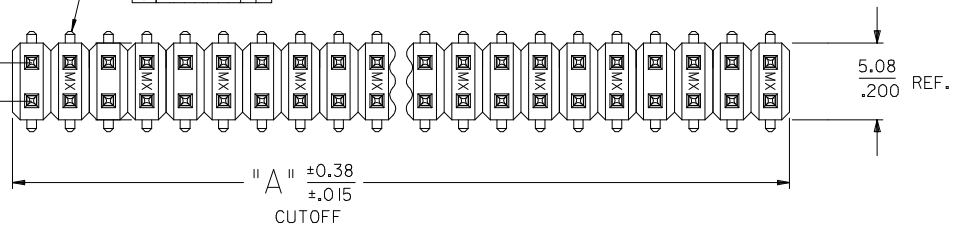
PEG OPTIONS



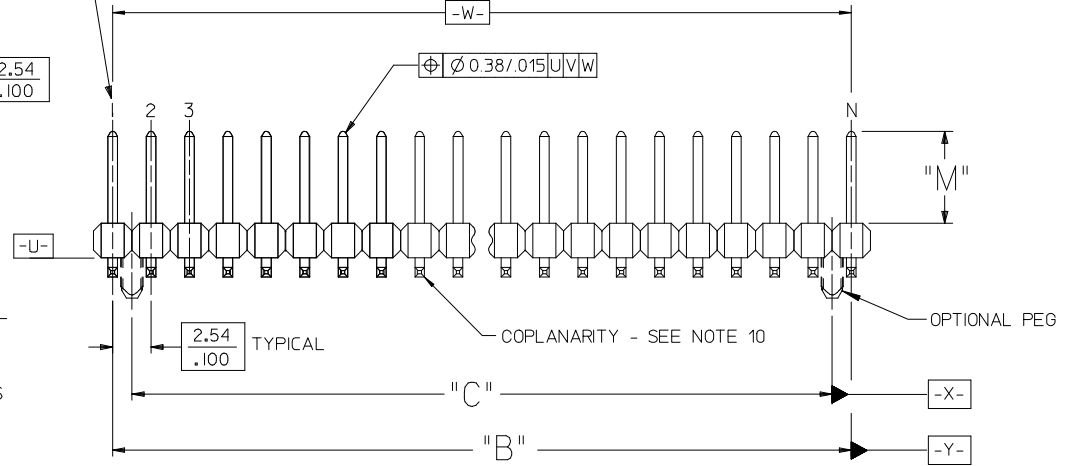
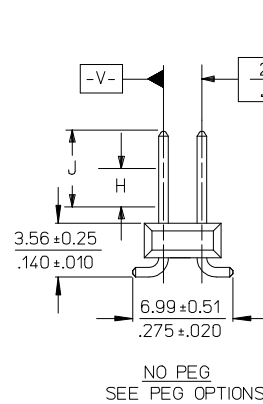
P.C. BOARD PAD LAYOUT  
AT ENDS FOR NO PEG VERSION.



ROW "A"  
ROW "B"



USED TO LOCATE VOIDED CIRCUITS



NOTES:

- MATERIALS: INSULATOR: GLASS FILLED LIQUID CRYSTAL POLYMER (LCP), UL94 V-0, COLOR: BLACK  
TERMINAL: COPPER ALLOY
- FINISH:  
59 TIN - 0.00150/0.00059 MINIMUM BRIGHT TIN OVER NICKEL OVERALL.  
150 TIN - 0.00381/0.00150 MINIMUM BRIGHT TIN OVER NICKEL OVERALL.  
15 GOLD - 0.00038/0.00015 MINIMUM GOLD IN SELECT AREA OVER 0.00191/0.00075 MINIMUM TIN IN SELECT AREA OVER NICKEL OVERALL.  
30 GOLD - 0.00076/0.00030 MINIMUM GOLD IN SELECT AREA OVER 0.00191/0.00075 MINIMUM TIN IN SELECT AREA OVER NICKEL OVERALL.  
50 GOLD - 0.00127/0.00050 MINIMUM GOLD IN SELECT AREA OVER 0.00254/0.00100 MINIMUM TIN IN SELECT AREA OVER NICKEL OVERALL.  
\* THE PRIMARY SHIPPING CARTON WILL BE LABELED "COMPLIANT TO RoHS DIRECTIVE 2002/95/EC AND ELV ANNEX II OF DIRECTIVE 2000/53/EC". CARTONS WITHOUT THIS LABEL MAY CONTAIN PRODUCT WITH LEAD.
- PART TO CONFORM TO PS-71308.
- PACKAGING (SEE CHARTS):  
BULK: PER PK-70873-0353  
TUBES: PER PK-70873-0041.  
71308-82\*\* IN TUBES: PER PK-70873-042.  
TUBES W/ VAC CAPS: PER PK-70873-0691  
TAPE AND REEL W/ VAC CAPS: PER PK-70873-0805.  
SEE SHEET 3 FOR TAPE & REEL PRODUCT WITH SHALLOW POCKET REQUIREMENTS.
- TYP. DIMENSIONS FOR LANDS SURROUNDING HOLES FOR RETENTION PEGS.
- PIN SOLERABILITY PER MOLEX SPEC. ES-152.
- SEE SHEETS 2-5 FOR CHARTED DIMS., PART/EDP NO'S, AND VOIDED CIRCUITS.
- PIN PUSHOUT FORCE: 3 LBS. MINIMUM.
- PICK-N-PLACE CAPS WILL BE PLACED SO THAT VACUUM PICK UP AREA WILL BE IN CENTER OF PART.
- COPLANARITY FOR CIRCUIT SIZES UP TO 40 IS 0.15 MM/0.006 INCH. FOR CIRCUIT SIZES 42 AND LARGER, CONTACT MOLEX SALES DEPARTMENT.
- THIS PART CONFORMS TO CLASS B REQUIREMENTS OF COSMETIC SPECIFICATION PS-45499-002.

REV	DESCRIPTION
K3	

QUALITY SYMBOLS
◀=0
▽=0

GENERAL TOLERANCES (UNLESS SPECIFIED)	
mm	INCH
4 PLACES ± ---	± ---
3 PLACES ± ---	± .005
2 PLACES ± 0.13	± .010
1 PLACE ± 0.25	± ---
ANGULAR ± 1/2°	

DIMENSION STYLE	
MM/IN	
DRAWN BY	DATE
KMS	1999/10/15
CHECKED BY	DATE
KMS	1999/10/15
APPROVED BY	DATE
KMS	1999/10/15
MATERIAL NO.	
SEE TABLES	
SIZE	
C	

SCALE	DESIGN UNITS	THIRD ANGLE PROJECTION
	INCH	
TITLE		
SALES ASSY INSULATOR DUAL ROW SMT W/BREAK-OFF .025SQ PIN GULLWING .100		
MOLEX MOLEX INCORPORATED		
DOCUMENT NO.		SHEET NO.
SD-71308-001		1 OF 6
THIS DRAWING CONTAINS INFORMATION THAT IS PROPRIETARY TO MOLEX INCORPORATED AND SHOULD NOT BE USED WITHOUT WRITTEN PERMISSION		



IN TAPE AND REEL WITH SHALLOW POCKET TAPE													BULK / IN TUBES		
PACKAGING SEE NOTE 4, SHT 1		4-8 CKT	TAPE-N-REEL W/ VAC CAPS	TAPE-N-REEL W/ VAC CAPS									BULK	BULK	
		10-100 CKT	TAPE-N-REEL W/ VAC CAPS	TAPE-N-REEL W/ VAC CAPS									TUBES	TUBES	
DIM. M±0.25 MM			6.10 (.240)	6.10 (.240)									8.13 (.320)	13.59 (.535)	
PLATING			30 GOLD	15 GOLD									150 TIN	150 TIN	
DIM. H			2.54 (.100)	2.54 (.100)									4.57 (.180)	4.57 (.180)	
DIM. J			5.08 (.200)	5.08 (.200)									7.11 (.280)	7.11 (.280)	
CKTS	DIM. A		DIM. B		EDP NUMBER	EDP NUMBER							EDP NUMBER	EDP NUMBER	CKTS
	MM	IN	MM	IN											
04	5.08	.200	2.54	.100											04
06	7.62	.300	5.08	.200		015-91-6068									06
08	10.16	.400	7.62	.300		015-91-6088									08
10	12.70	.500	10.16	.400		015-91-6108							713088010	71308-8210	10
12	15.24	.600	12.70	.500											12
14	17.78	.700	15.24	.600	015-91-6148										14
16	20.32	.800	17.78	.700									713088016		16
18	22.86	.900	20.32	.800											18
20	25.40	1.000	22.86	.900											20
22	27.94	1.100	25.40	1.000											22
24	30.48	1.200	27.94	1.100											24
26	33.02	1.300	30.48	1.200											26
28	35.56	1.400	33.02	1.300											28
30	38.10	1.500	35.56	1.400											30
32	40.64	1.600	38.10	1.500											32
34	43.18	1.700	40.64	1.600											34
36	45.72	1.800	43.18	1.700											36
38	48.26	1.900	45.72	1.800											38
40	50.80	2.000	48.26	1.900											40
42	53.34	2.100	50.80	2.000											42
44	55.88	2.200	53.34	2.100											44
46	58.42	2.300	55.88	2.200											46
48	60.96	2.400	58.42	2.300											48
50	63.50	2.500	60.96	2.400											50
52	66.04	2.600	63.50	2.500											52
54	68.58	2.700	66.04	2.600											54
56	71.12	2.800	68.58	2.700											56
58	73.66	2.900	71.12	2.800											58
60	76.20	3.000	73.66	2.900											60
62	78.74	3.100	76.20	3.000											62
64	81.28	3.200	78.74	3.100											64
66	83.82	3.300	81.28	3.200											66
68	86.36	3.400	83.82	3.300											68
70	88.90	3.500	86.36	3.400											70
72	91.44	3.600	88.90	3.500											72
74	93.98	3.700	91.44	3.600											74
76	96.52	3.800	93.98	3.700											76
78	99.06	3.900	96.52	3.800											78
80	101.60	4.000	99.06	3.900											80
82	104.14	4.100	101.60	4.000											82
84	106.68	4.200	104.14	4.100											84
86	109.22	4.300	106.68	4.200											86
88	111.76	4.400	109.22	4.300											88
90	114.30	4.500	111.76	4.400											90
92	116.84	4.600	114.30	4.500											92
94	119.38	4.700	116.84	4.600											94
96	121.92	4.800	119.38	4.700											96
98	124.46	4.900	121.92	4.800											98
100	127.00	5.000	124.46	4.900											100

NO PEG VERSION

(ALSO SEE SHEET 2)

SEE SHEET 1

EC NO: UCP2009-2465

DRW:KIPPER 2009/08/04

CHKD:SSOUSEK 2009/08/07

APPR:FSMITH 2009/08/10

REV: K3

QUALITY SYMBOLS

▽=0

▽=0

GENERAL TOLERANCES (UNLESS SPECIFIED)

mm		INCH	
4 PLACES	± .005	± .005	± .005
3 PLACES	± .010	± .010	± .010
2 PLACES	± .013	± .010	± .010
1 PLACE	± 0.25	± .010	± .010

ANGULAR ±1/2°

DIMENSION STYLE

MM/IN

DRAWN BY DATE

KMS 1999/10/15

CHECKED BY DATE

KMS 1999/10/15

APPROVED BY DATE

KMS 1999/10/15

MATERIAL NO.

SEE TABLE

SIZE C

SCALE

DESIGN UNITS

INCH

THIRD ANGLE PROJECTION

TITLE

SALES ASSY INSULATOR  
DUAL ROW SMT W/BREAK-OFF  
.025SQ PIN GULLWING .100

**MOLEX INCORPORATED**

DOCUMENT NO.

SD-71308-001

SHEET NO.

3 OF 6

DRAFT WHERE APPLICABLE  
MUST REMAIN  
WITHIN DIMENSIONS

THIS DRAWING CONTAINS INFORMATION THAT IS PROPRIETARY TO MOLEX  
INCORPORATED AND SHOULD NOT BE USED WITHOUT WRITTEN PERMISSION





