



TAI-SAW TECHNOLOGY CO., LTD.

No. 3, Industrial 2nd Rd., Ping-Chen Industrial District,
Taoyuan, 324, Taiwan, R.O.C.

TEL: 886-3-4690038 FAX: 886-3-4697532

E-mail: tstsales@mail.taisaw.com Web: www.taisaw.com

Approval Sheet For Product Specification

Issued Date: Feb, 11, 2004

Product Name: SAW Filter 173.225 MHz SMD 9.1x7.1 mm

TST Parts No.:TB0223A

Customer Parts No.:_____

Company: _____
Division: _____
Approved by : _____
Date: _____

Checked by: _____ Bob Chau

Approval by: _____ Francis Chen

Date: _____ Feb, 11, 2004



TAI-SAW TECHNOLOGY CO., LTD.

No. 3, Industrial 2nd Rd., Ping-Chen Industrial District,
Taoyuan, 324, Taiwan, R.O.C.

TEL: 886-3-4690038 FAX: 886-3-4697532

E-mail: tstsales@mail.taisaw.com Web: www.taisaw.com

SAW Filter 173.225MHz

MODEL NO.:TB0223A

REV. NO.:1

A. MAXIMUM RATING:

1. Input Power Level: 0 dBm
2. DC Voltage : 5V
3. Operating Temperature: -40°C to 85°C
4. Storage Temperature: -50°C to 95°C

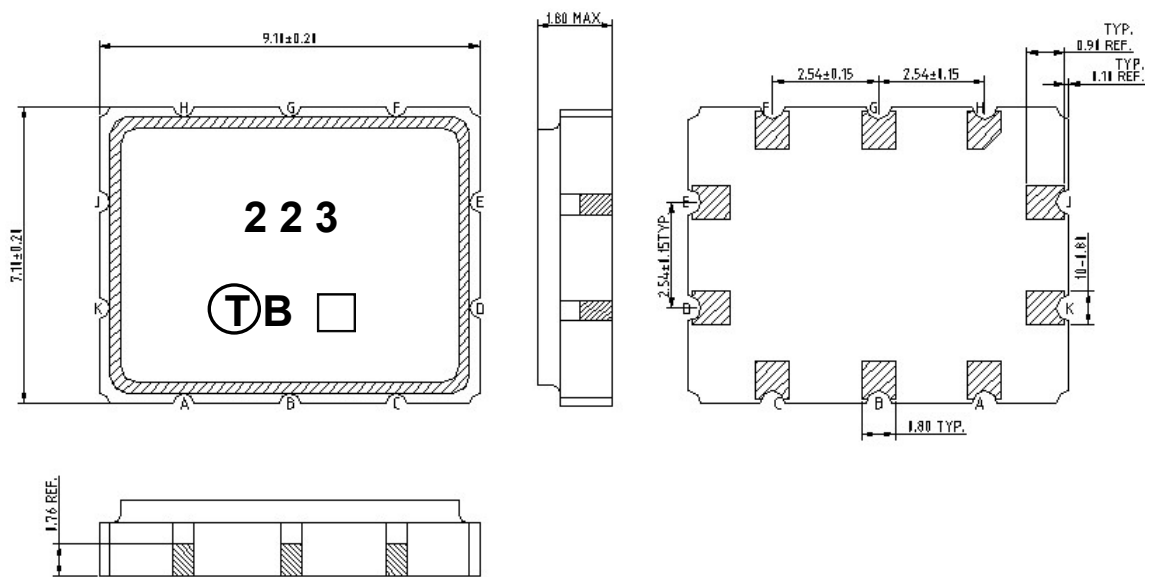
RoHS Compliant
 Lead free
 Lead-free soldering

B. ELECTRICAL CHARACTERISTICS:

Item	Unit	Min.	Type.	Max.	Note
Center frequency, Fc	MHz	-	173.225	-	1
Minimum Insertion Loss, (Fc ±13KHz) IL	dB	-	2.9	4.2	1
Passband Ripple (Fc ±13KHz)	dB	-	0.05	0.5	1
Group delay ripple (Fc ±13KHz), GD	µs	-	0.7	2.5	1
Attenuation:(Reference level from Min IL)					
Fc - 4 to Fc - 0.92 MHz	dB	50	54	-	
Fc - 0.92 to Fc - 0.31 MHz	dB	30	60	-	-
Fc + 0.31 to Fc + 0.92 MHz	dB	30	60	-	-
Fc + 0.92 to Fc + 4 MHz	dB	50	54	-	-

Note1. The standard definitions is in JIS C 6703

C. OUTLINE DRAWING:



Pin configuration

#B Input / Output

#G Output / Input

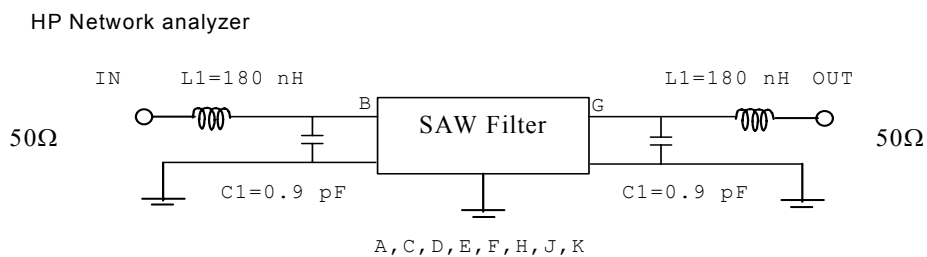
#A,C,D,E,F,H,J,K To be grounded

□ Date code

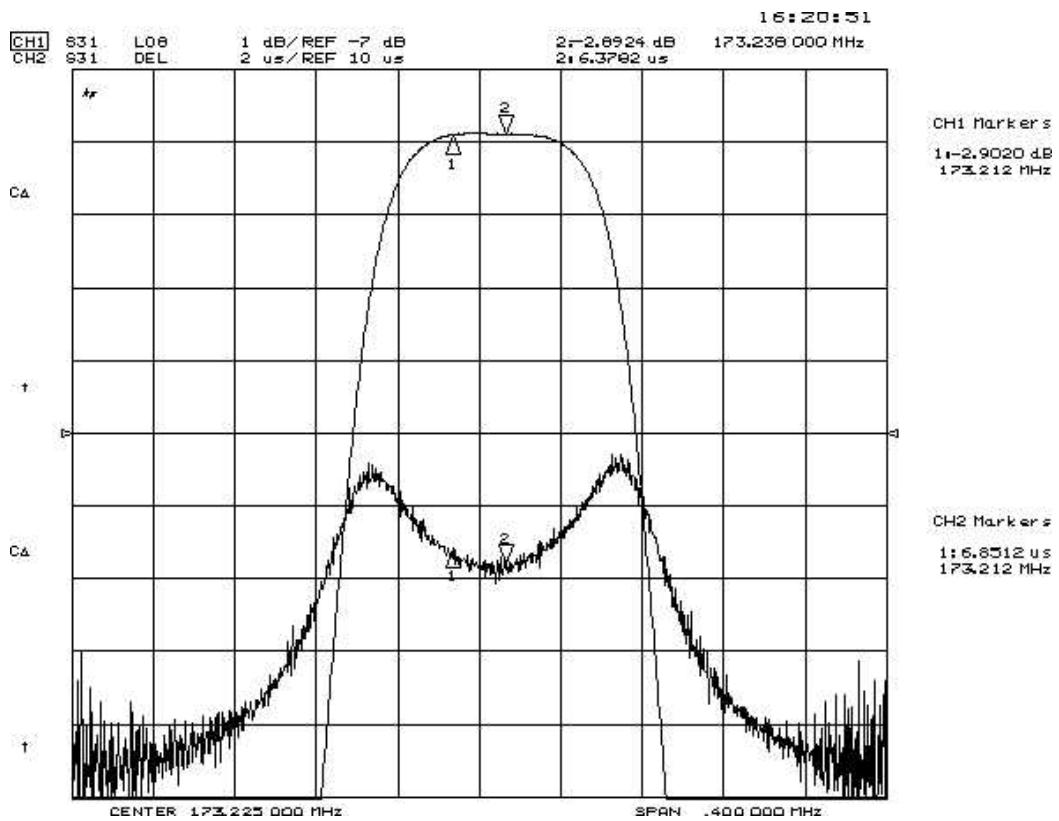
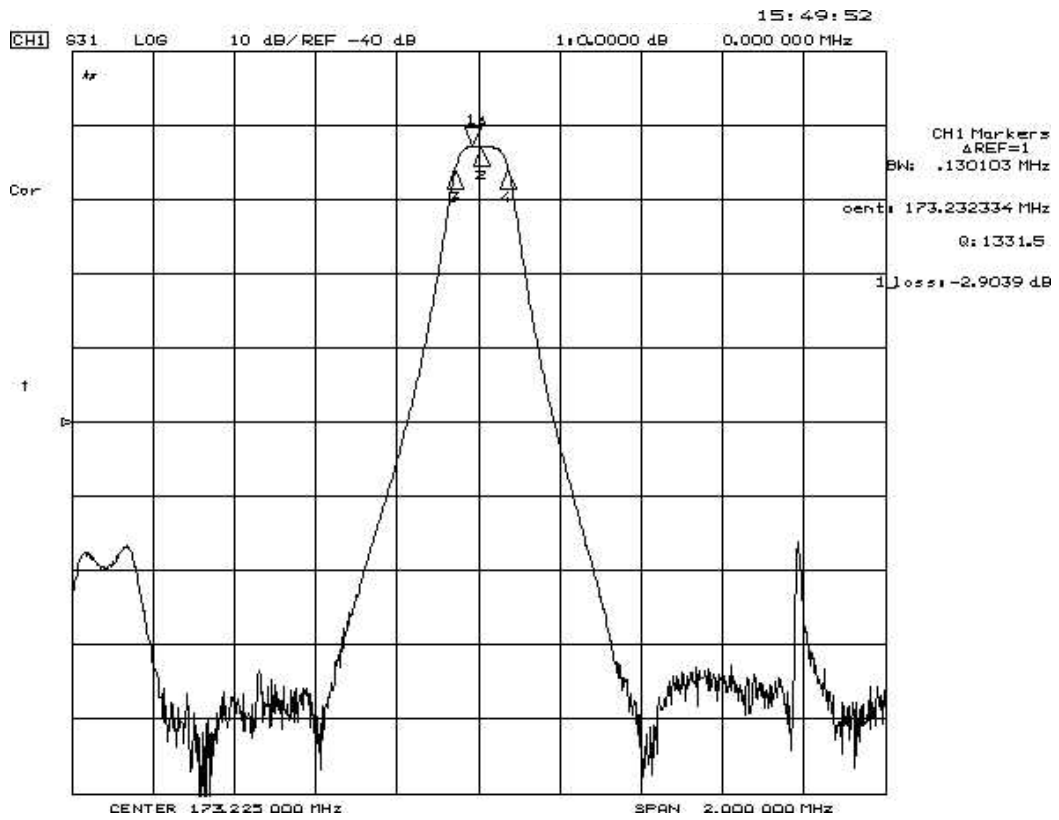
Unit mm

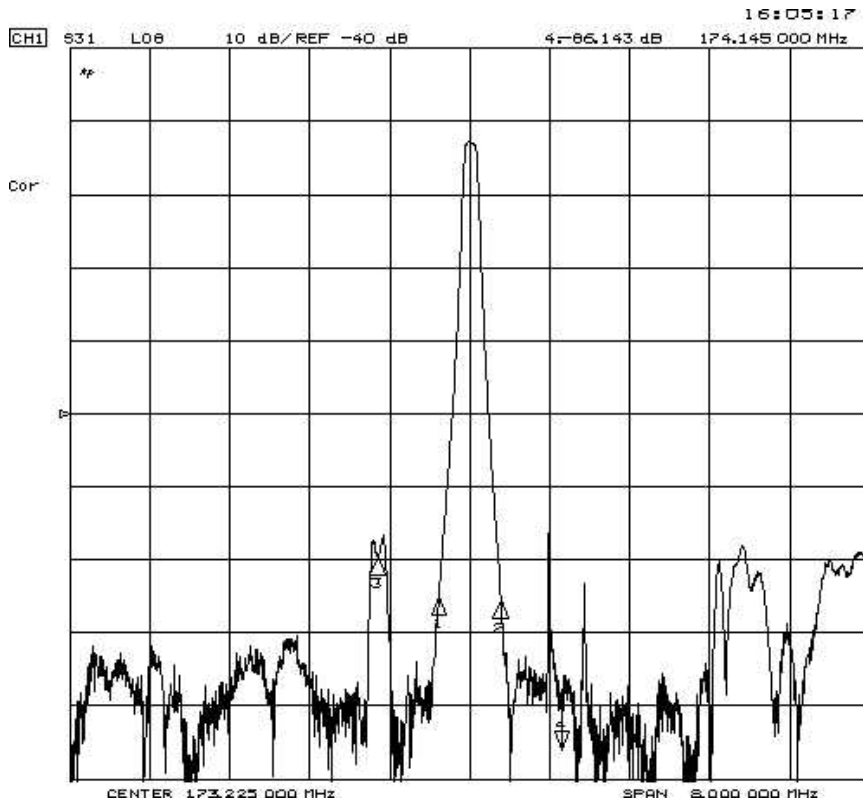
D. MEASUREMENT CIRCUIT:

50 Ohm Test circuit (single-ended / single-ended)



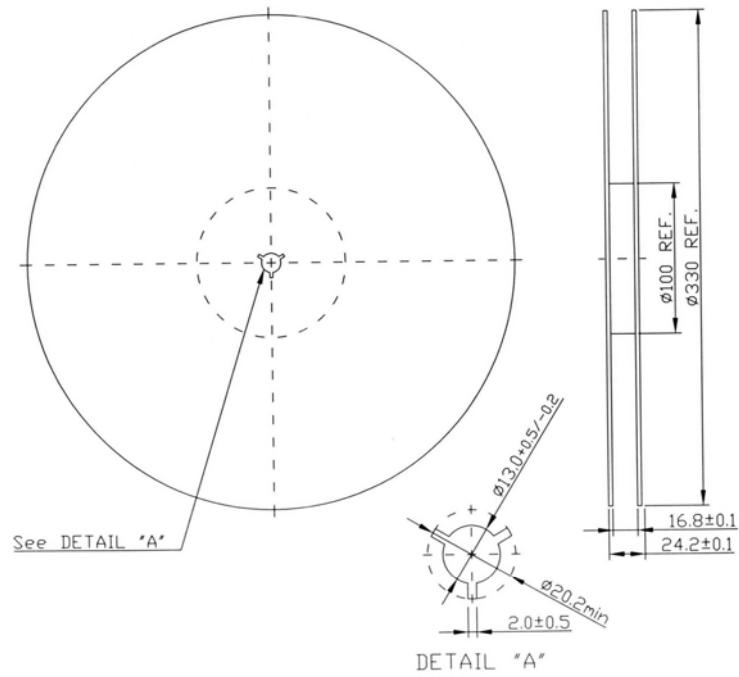
E. Frequency Characteristics :





F. PACKING:

1. REEL DIMENSION



2. TAPE DIMENSION

