

Description

- Digital transistor

Features

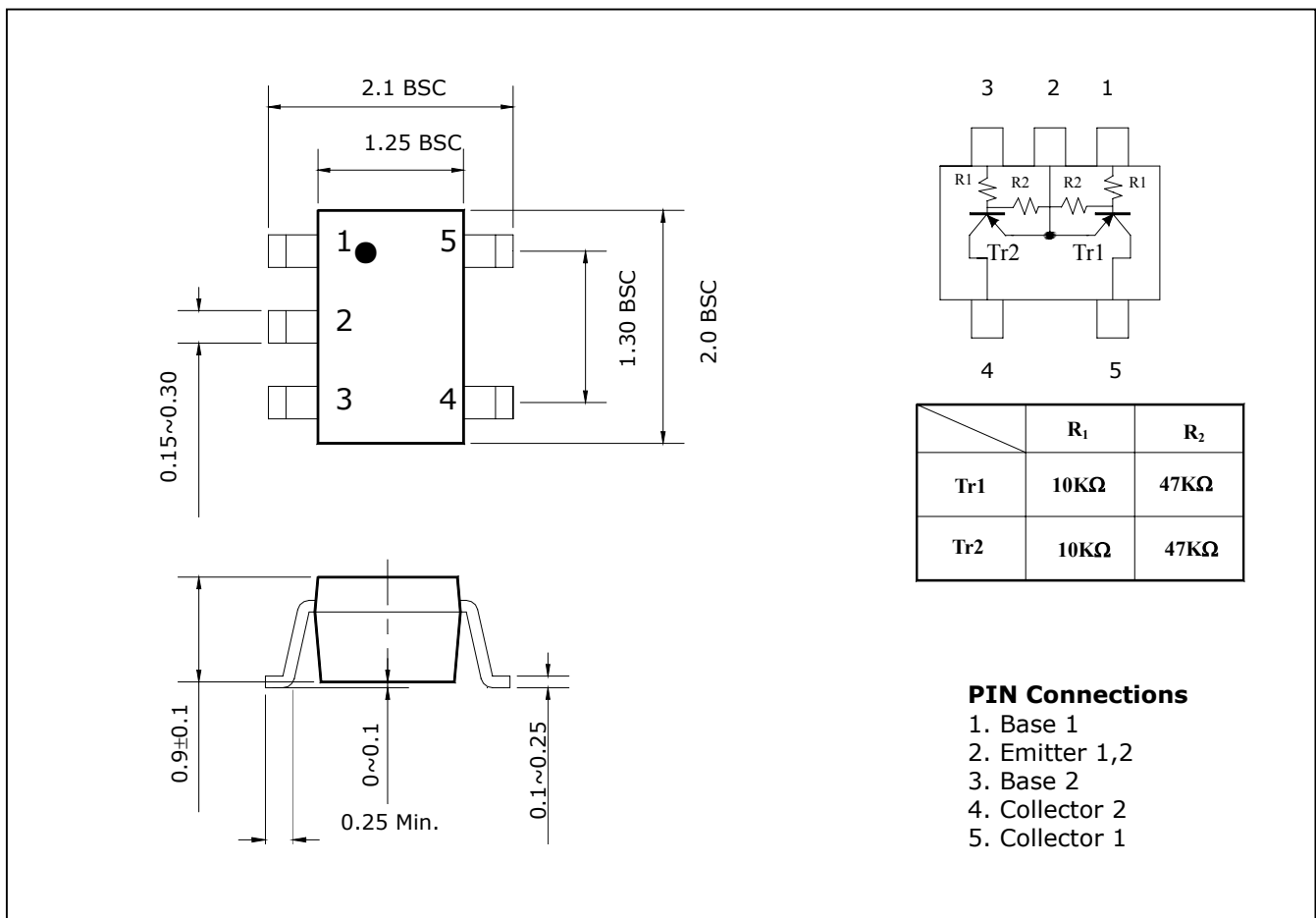
- Two SRA2207 chips in SOT-353 package
- With built-in bias resistors

Ordering Information

Type NO.	Marking	Package Code
SUR534H	34H	SOT-353

Outline Dimensions

unit : mm



Absolute maximum ratings (Tr1,Tr2 : PNP)

(Ta=25°C)

Characteristic	Symbol	Ratings	Unit
Out Voltage	V_O	-50	V
Input Voltage	V_I	-30	V
Out Current	I_O	-100	mA
Power Dissipation	P_D	625	mW
Junction Temperature	T_J	150	°C
Storage Temperature	T_{STG}	-55 ~ 150	°C

Electrical Characteristics (Tr1,Tr2 : PNP)

(Ta=25°C)

Characteristic	Symbol	Test Condition	Min.	Typ.	Max.	Unit
Output Cut-off Current	$I_{O(OFF)}$	$V_O=-50V, V_I=0$	-	-	-500	nA
DC Current Gain	G_I	$V_O=-5V, I_O=-10mA$	80	150	-	-
Output Voltage	$V_{O(ON)}$	$I_O=-10mA, I_I=-0.5mA$	-	-0.1	-0.3	V
Input Voltage (ON)	$V_{I(ON)}$	$V_O=-0.2V, I_O=-5mA$	-	-	-1.8	V
Input Voltage (OFF)	$V_{I(OFF)}$	$V_O=-5V, I_O=-0.1mA$	-0.5	-	-	V
Transition Frequency	f_T^*	$V_O=-10V, I_O=-5mA$	-	200	-	MHz
Input Current	I_I	$V_I=-5V$	-	-	-0.88	mA

* : Characteristic of Transistor Only

Electrical Characteristic Curves

[Tr1,Tr2 : PNP]

Fig. 1 $I_o - V_{I(ON)}$

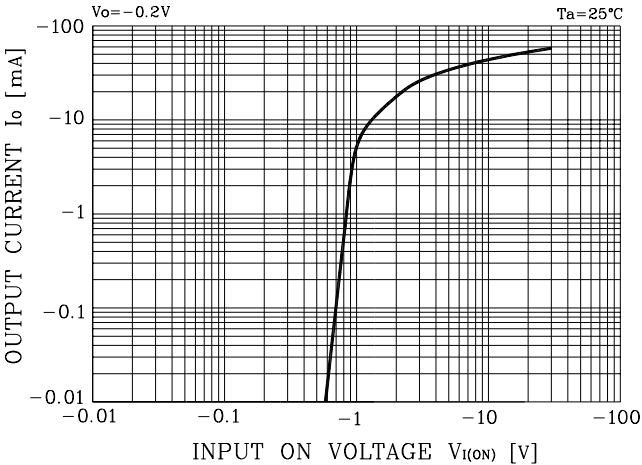


Fig. 2 $I_o - V_{I(OFF)}$

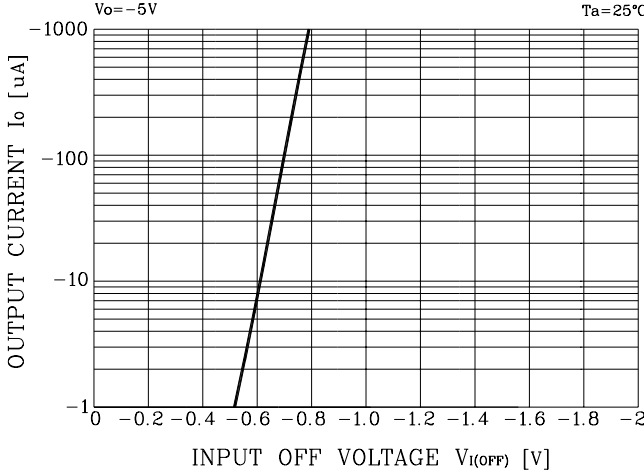


Fig. 3 $G_I - I_o$

