

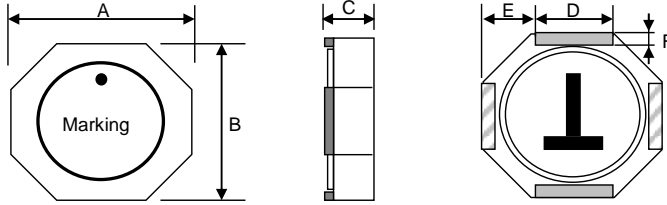
# Spezifikation für Freigabe / specification for release

Kunde / customer :  
 Artikelnummer / part number : **744071047**  
 Bezeichnung : **SPEICHERDROSSEL WE-TPC**  
 description : **POWER-CHOKE WE-TPC**



DATUM / DATE : 2011-06-27

## A Mechanische Abmessungen / dimensions:

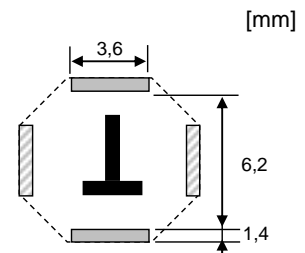


● start of winding

8043		
A	<b>8,0 ± 0,3</b>	mm
B	<b>8,0 ± 0,3</b>	mm
C	<b>4,30 ± 0,3</b>	mm
D	<b>3,0 ± 0,5</b>	mm
E	<b>2,5 typ.</b>	mm
F	<b>1,0 typ.</b>	mm

## C Lötpad / soldering spec.:

Eigenschaften / properties	Testbedingungen / test conditions		Wert / value	Einheit / unit	tol.
Induktivität / inductance	<b>100 kHz / 10mA</b>	L	4,7	µH	±30%
DC-Widerstand / DC-resistance	<b>@ 20°C</b>	R <sub>DC typ.</sub>	17,0	mΩ	typ.
DC-Widerstand / DC-resistance	<b>@ 20°C</b>	R <sub>DC max.</sub>	22,0	mΩ	max.
Nennstrom / rated Current	<b>ΔT = 40 K</b>	I <sub>R</sub>	4,8	A	max.
Sättigungsstrom / saturation current	<b>ΔL/L &lt; 35%</b>	I <sub>sat</sub>	4,8	A	typ.
Eigenres.-Frequenz / self-res.-frequency	<b>@ 20°C</b>	f <sub>res</sub>	35	MHz	typ.



## D Prüfgeräte / test equipment:

**Wayne Kerr 3260B** für/for L, I<sub>sat</sub>  
**GMC Metrahit 271 Milliohmometer** für/for R<sub>DC</sub>  
**Dostmann T600 Thermometer** für/for I<sub>R</sub>  
**Agilent 4396B** für/for f<sub>res</sub>

## E Testbedingungen / test conditions:

Luftfeuchtigkeit / humidity: 33%  
 Umgebungstemperatur / temperature: +20°C

## F Werkstoffe & Zulassungen / material & approvals:

Basismaterial / base material: Ferrit/ ferrite  
 Draht / wire: Class H  
 Endoberfläche / finishing electrode: Ag/Ni/Sn

## G Eigenschaften / general specifications:

Betriebstemp. / operating temperature: -40°C - +125°C  
 Umgebungstemp. / ambient temperature: -40°C - +85°C  
 It is recommended that the temperature of the part does not exceed 125°C under worst case operating conditions.

Freigabe erteilt / general release:	Kunde / customer			
	Datum / date	Unterschrift / signature		
Geprüft / checked	Würth Elektronik			
	Kontrolliert / approved			
		Name	Änderung / modification	Datum / date
		CZ	Version 1	11-06-27

### Würth Elektronik eiSos GmbH & Co. KG

D-74638 Waldenburg · Max-Eyth-Strasse 1 · Germany · Telefon (+49) (0) 7942 - 945 - 0 · Telefax (+49) (0) 7942 - 945 - 400  
<http://www.we-online.de>

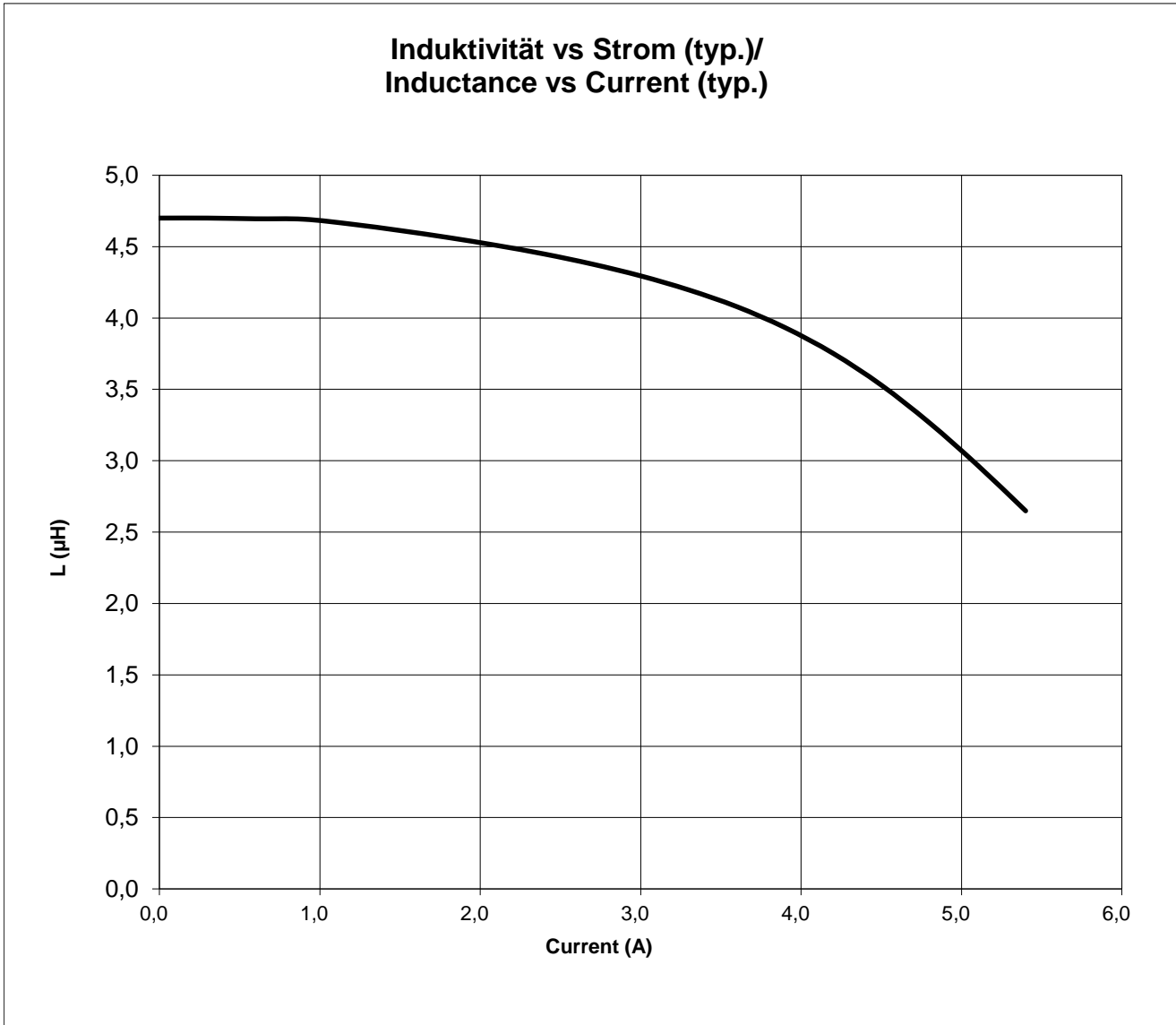
# Spezifikation für Freigabe / specification for release

Kunde / customer :  
 Artikelnummer / part number : **744071047**  
 Bezeichnung : **SPEICHERDROSSEL WE-TPC**  
 description : **POWER-CHOKE WE-TPC**



DATUM / DATE : 2011-06-27

## H Induktivitätskurve / Inductance curve:



Freigabe erteilt / general release:	<b>Kunde / customer</b>			
Datum / date	Unterschrift / signature			
	<b>Würth Elektronik</b>			
Geprüft / checked	Kontrolliert / approved	CZ	Version 1	11-06-27
		Name	Änderung / modification	Datum / date

**Würth Elektronik eiSos GmbH & Co. KG**

D-74638 Waldenburg · Max-Eyth-Strasse 1 · Germany · Telefon (+49) (0) 7942 - 945 - 0 · Telefax (+49) (0) 7942 - 945 - 400  
<http://www.we-online.de>

# Spezifikation für Freigabe / specification for release

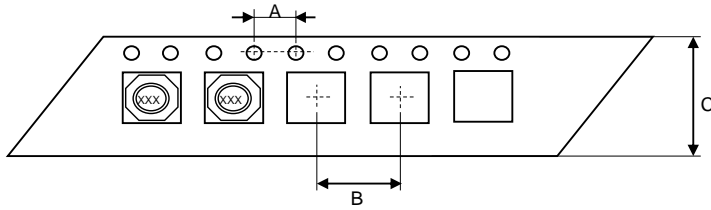
Kunde / customer :  
 Artikelnummer / part number : **744071047**  
 Bezeichnung : **SPEICHERDROSSEL WE-TPC**  
 description : **POWER-CHOKE WE-TPC**



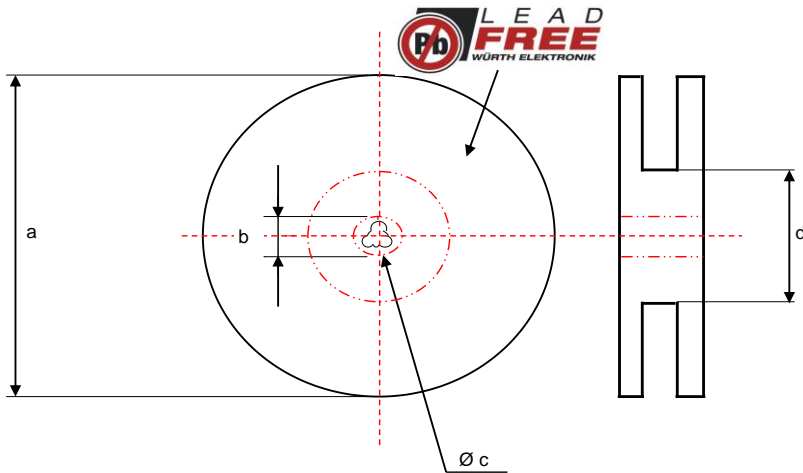
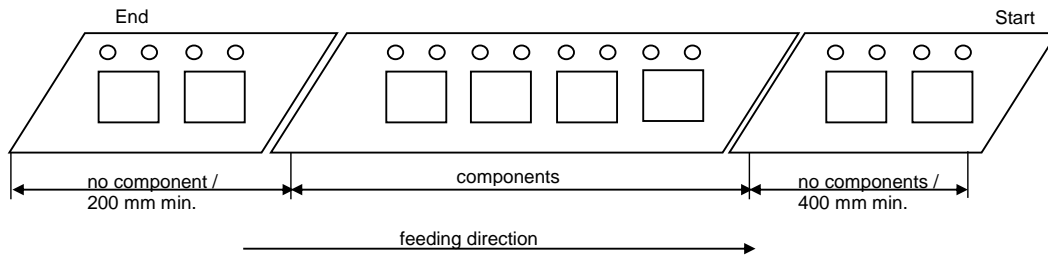
DATUM / DATE : 2011-06-27

**I Rollenspezifikation / tape and reel specification:**

Gurtspezifikation / Tape specification:



A	<b>4,00 ± 0,1</b>	mm
B	<b>12,00 ± 0,1</b>	mm
C	<b>16,0 ± 0,2</b>	mm



a	<b>178,0 ± 2,0</b>	mm
b	<b>21,00 ± 0,8</b>	mm
c	<b>13,00 ± 0,5</b>	mm
d	<b>50,00 ± 1,0</b>	mm

Freigabe erteilt / general release:	<b>Kunde / customer</b>		
Datum / date	Unterschrift / signature		
	<b>Würth Elektronik</b>		
Geprüft / checked	Kontrolliert / approved	CZ	Version 1
		Name	Datum / date
		Änderung / modification	11-06-27

This electronic component has been designed and developed for usage in general electronic equipment. Before incorporating this component into any equipment where higher safety and reliability is especially required or if there is the possibility of direct damage or injury to human body, for example in the range of aerospace, aviation, nuclear control, submarine, transportation, (automotive control, train control, ship control), transportation signal, disaster prevention, medical, public information network etc. Würth Elektronik eiSos GmbH must be informed before the design-in stage. In addition, sufficient reliability evaluation checks for safety must be performed on every electronic component which is used in electrical circuits that require high safety and reliability functions or performance.

**Würth Elektronik eiSos GmbH & Co. KG**

D-74638 Waldenburg · Max-Eyth-Strasse 1 · Germany · Telefon (+49) (0) 7942 - 945 - 0 · Telefax (+49) (0) 7942 - 945 - 400  
<http://www.we-online.de>