

PLEASE CHECK WWW.MOLEX.COM FOR LATEST PART INFORMATION

Part Number: **0014564080**
Status: **Active**
Overview: [cgrid_sl_products](#)
Description: 2.54mm (.100") Pitch SL™ Insulation Displacement Connector Assembly, Female, Single Row, Version C, Front Ribs, Wire Size 24, 0.76µm (30µ") Gold (Au), 8 Circuits

Documents:

[3D Model](#) [Product Specification PS-70400 \(PDF\)](#)
[Drawing \(PDF\)](#) [RoHS Certificate of Compliance \(PDF\)](#)

Agency Certification

CSA LR19980
 UL E29179

General

Product Family Ribbon Cable / Wire Trap Connectors
 Series [70400](#)
 Comments Terminals Preloaded
 Component Type Housing
 Glow-Wire Compliant No
 Overview [cgrid_sl_products](#)
 Product Name SL™

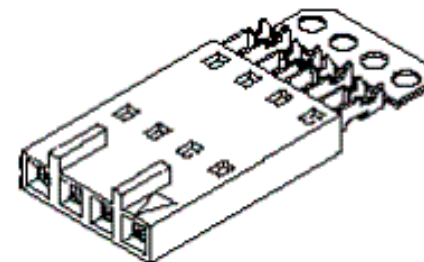
Physical

Circuits (Loaded) 8
 Color - Resin Black
 Durability (mating cycles max) 50
 Entry Angle Vertical
 Flammability 94V-0
 Lock to Mating Part None
 Material - Metal Phosphor Bronze
 Material - Plating Mating Gold
 Material - Plating Termination Tin
 Material - Resin Polyester Alloy
 Number of Rows 1
 PCB Retention None
 Packaging Type Tube
 Pitch - Mating Interface (in) 0.100 In
 Pitch - Mating Interface (mm) 2.54 mm
 Plating min: Mating (µin) 30
 Plating min: Mating (µm) 0.75
 Plating min: Termination (µin) 75
 Plating min: Termination (µm) 1.875
 Polarized to Mating Part Yes
 Stackable Yes
 Surface Mount Compatible (SMC) N/A
 Temperature Range - Operating -40°C to +105°C
 Termination Interface: Style IDT or Pierce
 Wire Insulation Diameter 1.35mm (.053") max.
 Wire Size AWG 24
 Wire/Cable Type Discrete Wire, Ribbon Cable

Electrical

Current - Maximum per Contact 3A
 Voltage - Maximum 250V

Material Info



Series

image - Reference only

EU RoHS

**ELV and RoHS
Compliant**

REACH SVHC

Not Reviewed

Halogen-Free

Status

Not Reviewed

China RoHS



**Need more information on product
environmental compliance?**

Email productcompliance@molex.com
 For a multiple part number RoHS Certificate of Compliance, [click here](#)

Please visit the [Contact Us](#) section for any non-product compliance questions.

Search Parts in this Series

[70400Series](#)

Mates With

[70544](#), [70546](#), [70554](#) , [70556](#)

Use With

[7307](#) Tinned 28AWG, [7767](#) Topcoat 28AWG, [24241](#) Tinned 26AWG, [8996](#) Topcoat 26AWG, [24226](#) Tinned 24AWG, [8997](#) Topcoat 24AWG, [24369](#) High Flex 26AWG, [24389](#) High Flex 24AWG

Application Tooling | FAQ

Tooling specifications and manuals are found by selecting the products below. Crimp Height Specifications are then contained in the Application Tooling Specification document.

Global

| Description | Product # |
|---|----------------------------|
| Hawk Semi-Automatic Discrete Wire Terminator for SL - Rebuilt US* | 0011201337 |

Reference - Drawing Numbers

Product Specification
Sales Drawing

PS-70400
SDA-70400-1086-1109

| | |
|--|-------------------|
| Hawk™ Ribbon Cable Terminator for SL without Break-off | <u>0623003000</u> |
| Hawk™ Semi- Automatic Discrete Wire Terminator for SL - Rebuilt CE Approved* | <u>0623004900</u> |
| Hawk™ Flat Flex Cable Terminator for SL with Break-off | <u>0623005200</u> |
| Hawk™ Ribbon Cable Terminator with for SL Break-off | <u>0623005300</u> |
| IDT Discrete Handtool Module for SL™ | <u>0621000700</u> |
| Hawk™ Semi- Automatic Discrete Wire Terminator for SL | <u>0623003100</u> |

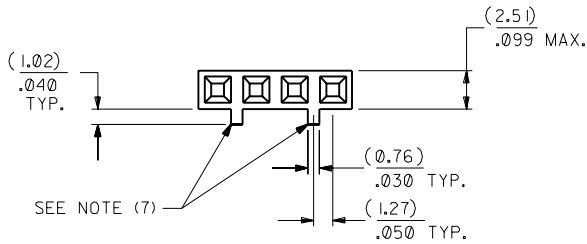
This document was generated on 05/21/2010

PLEASE CHECK WWW.MOLEX.COM FOR LATEST PART INFORMATION

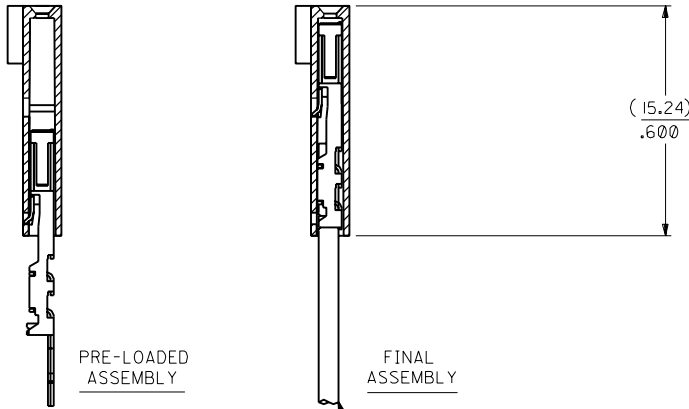
OPTION C

NOTES:

- 1) TO BE USED WITH (24) AWG. STRANDED WIRE WITH (1.35)/.053 DIA. MAX. INSULATION.
- 2) SEE CHART FOR CIRCUIT SIZES.
- 3) STANDARD PACKAGING PER PK-70400-0001. OPTIONAL PACKAGING MAY BE AVAILABLE, REQUEST DWG. PK-70400
- 4) PARTS STACKABLE END TO END ON (2.54)/.100 CENTERS.
- 5) REFER TO PRODUCT SPECIFICATION: PS-70400.
- 6) SEE DWG. SDA-70400-**** (SHT. 5) FOR OPTIONAL HOUSING DETAILS.
- 7) 4 CIRCUIT SHOWN. 4 - 25 CKT.'S. HAVE (2) RIBS.
- 8) TO MATE WITH MOLEX PART NO.'S.: A-70374-****, A-70376-****, A-70390-****, A-70392-****, A-70544-****, A-70554-****, A-70542-****, A-70552-****, A-70546-****, A-70556-****.
- 9) 2 CIRCUIT ASSEMBLIES SUPPLIED AS GROUPED PAIRS.

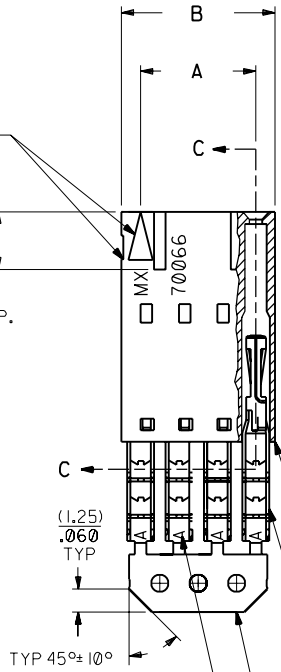


SECTION C-C



CIRCUIT NO. 1
SLOT OR ARROW

(3.81)
.150 TYP.



HOUSING PART NO. 70066-****
MATERIAL: G.F. POLYESTER, 94V-0

TERMINAL PART NO. 70028-****
MATERIAL: PHOSPHOR BRONZE
PLATING PER ES-88-***

574 - .000030 MIN. GOLD IN SELECT AREA WITH
.000075 MIN. TIN/LEAD (90/10)
IN SELECT AREA OVER .000050 MIN. NICKEL
OVER-ALL.

| I.D. SLOT CODE TO WIRE GAUGE CHART | |
|------------------------------------|------------|
| I.D. SLOT CODE | WIRE GAUGE |
| A | 24 AWG. |

| PLATING CODE (STRIPE ON CARRIER STRIP) | |
|--|-------|
| PLATING | COLOR |
| 574 | RED |

| CKT. SIZE | A | B | EDP. NO. | ENG. NO. |
|-----------|--------------------|--------------------|------------|--------------|
| 2 | (2.54) .100 | (5.05) .199 | 14-56-4020 | A-70400-1086 |
| 3 | (5.08) .200 | (7.59) .299 | 14-56-4030 | A-70400-1087 |
| 4 | (7.62) .300 | (10.13) .399 | 14-56-4040 | A-70400-1088 |
| 5 | (10.16) .400 | (12.67) .499 | 14-56-4050 | A-70400-1089 |
| 6 | (12.70) .500 | (15.21) .599 | 14-56-4060 | A-70400-1090 |
| 7 | (15.24) .600 | (17.75) .699 | 14-56-4070 | A-70400-1091 |
| 8 | (17.78) .700 | (20.29) .799 | 14-56-4080 | A-70400-1092 |
| 9 | (20.32) .800 | (22.83) .899 | 14-56-4090 | A-70400-1093 |
| 10 | (22.86) .900 | (25.37) .999 | 14-56-4100 | A-70400-1094 |
| 11 | (25.54) 1.000 | (27.91) 1.099 | 14-56-4110 | A-70400-1095 |
| 12 | (27.94) 1.100 | (30.45) 1.199 | 14-56-4120 | A-70400-1096 |
| 13 | (30.48) 1.200 | (32.99) 1.299 | 14-56-4130 | A-70400-1097 |
| 14 | (33.02) 1.300 | (35.53) 1.399 | 14-56-4140 | A-70400-1098 |
| 15 | (35.56) 1.400 | (38.07) 1.499 | 14-56-4150 | A-70400-1099 |
| 16 | (38.01) 1.500 | (40.61) 1.599 | 14-56-4160 | A-70400-1100 |
| 17 | (40.64) 1.600 | (43.15) 1.699 | 14-56-4170 | A-70400-1101 |
| 18 | (43.18) 1.700 | (45.69) 1.799 | 14-56-4180 | A-70400-1102 |
| 19 | (45.72) 1.800 | (48.23) 1.899 | 14-56-4190 | A-70400-1103 |
| 20 | (48.26) 1.900 | (50.77) 1.999 | 14-56-4200 | A-70400-1104 |
| 21 | (50.80) 2.000 | (53.31) 2.099 | 14-56-4210 | A-70400-1105 |
| 22 | (53.34) 2.100 | (55.85) 2.199 | 14-56-4220 | A-70400-1106 |
| 23 | (55.88) 2.200 | (58.39) 2.299 | 14-56-4230 | A-70400-1107 |
| 24 | (58.42) 2.300 | (60.93) 2.399 | 14-56-4240 | A-70400-1108 |
| 25 | (60.96) 2.400 | (63.47) 2.499 | 14-56-4250 | A-70400-1109 |

| LTR. | REVISIONS | LTR. | REVISIONS |
|------|---|------|--|
| EI | ADD CARRIER CHAMF ECN #UDT1998-0280 05/20/98 LMCGRATH | C | REDRAWN ON CAD ECR* 8842 5/8/86 W.Z. |
| E | REVISED PER ECR NO. U82110 10-17-88 BJS | D | REVISE PER ECR #U80110 2/3/88 NJM |

| DIMENSIONS SHOWN (METRIC) INCH | |
|---|------------|
| UNLESS OTHERWISE SPECIFIED TOLERANCES: ANGULAR ± 1/2° | |
| 3 PLACE ± .010 | METRIC --- |
| 2 PLACE ± .014 | ± 0.25 |
| 1 PLACE --- | ± 0.35 |

| REVISE ONLY ON CAD SYSTEM | |
|--|---|
| TITLE | ASSEMBLY, SL CONNECTOR (SINGLE ROW- (2.54)/.100 GRID) |
| MOLEX INCORPORATED LISLE, ILL. 60532 U.S.A. | SHEET NO. DATE 10/10/84 |
| PART NO. SDA-70400-1086-1109 | DRWG. NO. |
| SEE CHART | FILE NAME S10400CK7 |
| THIS DRAWING CONTAINS INFORMATION THAT IS PROPRIETARY TO MOLEX INC. AND SHOULD NOT BE USED WITHOUT WRITTEN PERMISSION. | |
| DA | SIZE C |