

LDC1-Series:

19" or 23" One Rack Unit

The LDC1-Series One Rack Unit (1RU) saves valuable real estate on a rack, while offering ease of installation and service.

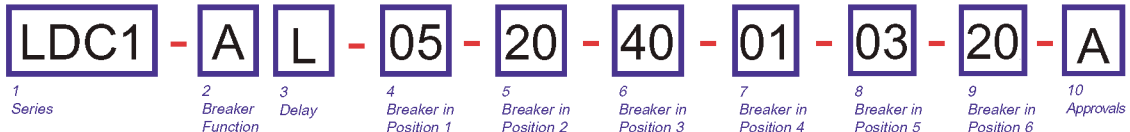
To help conserve valuable panel space, Carling Technologies introduces a new 1RU DC Power Distribution Unit (PDU) for the telecom industry. This new PDU is designed to fit industry standard 19" rack systems. The 1RU is listed to UL/CUL 1801 and designed to EN60950.

The Carling circuit breakers installed in the 1RU are plug in style to allow for hot swapability and front access, and are rated to 50 amps per pole with a standard 10,000 amp interrupting capacity rating and a special 50,000 amp interrupting capacity on request.

Even as a "condensed" panel, this new 1RU exceeds the tough demands of today's applications while still offering safety, reliability and performance.

General Specifications		Features & Benefits	
Standards:	UL subject 1801 , CUL, TUV Approved CE approval pending	<ul style="list-style-type: none"> Hot "swappable" circuit breakers that can be installed, changed, or replaced in the field or factory. Circuit breakers are front panel accessible. Breaker removal tools available upon request for installation and removal of circuit breakers. Maximum of six UL489 listed circuit breakers per feed. One Rack Unit (1RU) size. Panel plugs provided for non populated circuit breaker slots. Short handle circuit breakers to prevent accidental operation. Panel is easily configurable and upgradeable in the field. Provides flexibility when designing added features or options. Conserves valuable cabinet space to meet the tough demands of today's applications. Consult factory or your local Carling Technologies representative for any custom panel requirements. Optional Rack Extenders to expand the panel mounting from a 19" rack to a 23" rack. 	
Dimensions:	Rack mounts to EIA standard EIA-310-D 19" rack for a 1RU panel, 1.75"H.		
Enclosure:	16 gauge galvaneel steel		
Enclosure finish:	Powder coat, Gray		
Feeds:	Dual feeds, rated up to 150 amps per feed. Max. circuit breakers per feed: 6 Max. breaker rating: 50 amps. Connections: single hole ring terminal up to 2/0 awg For 150 amps continuous max.		
Load Connections:	Requires 8 awg wire/ring or fork terminal for 50 A/75° C Rating, Top or bottom wire entry.		
Operating Voltage:	-36V to -60V DC (-48VDC nominal)		
Alarm Feature:	Power alarm: If either A or B FEED or both fail. Breaker alarm: If any populated breaker is OFF or "tripped." Alarm is not affected by unused breaker positions.		
LED indicators:	LED indicators on the front panel. Green lamps on A and B feeds. Red lamp for tripped breaker alarm indication.		
Chassis Ground:	Via studs on the back panel and rack brackets to bare galvanized metal on the distribution unit. Use two hole x 5/8" center lugs.		
		Part Numbers:	8L1-A-DC1A (offset mounting) 8L1-A-DC1B (center mounting)

LDC1-Series Ordering Scheme



1 SERIES LDC1

2 BREAKER FUNCTION	
N No breaker	S Mid-Trip
A Standard Trip	

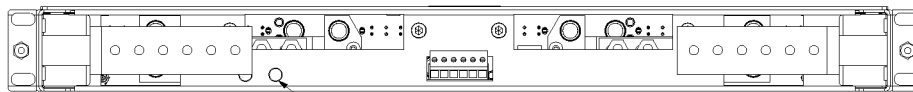
3 DELAY	
N No breaker	L Medium Delay, Curve 16
M Medium Delay, Curve 14	

4 through 9 BREAKER RATING		
00 No breaker	20	20 amps
01 1 amp	25	25 amps
03 3 amps	30	30 amps
05 5 amps	35	35 amps
10 10 amps	40	40 amps
15 15 amps	45	45 amps
	50	50 amps

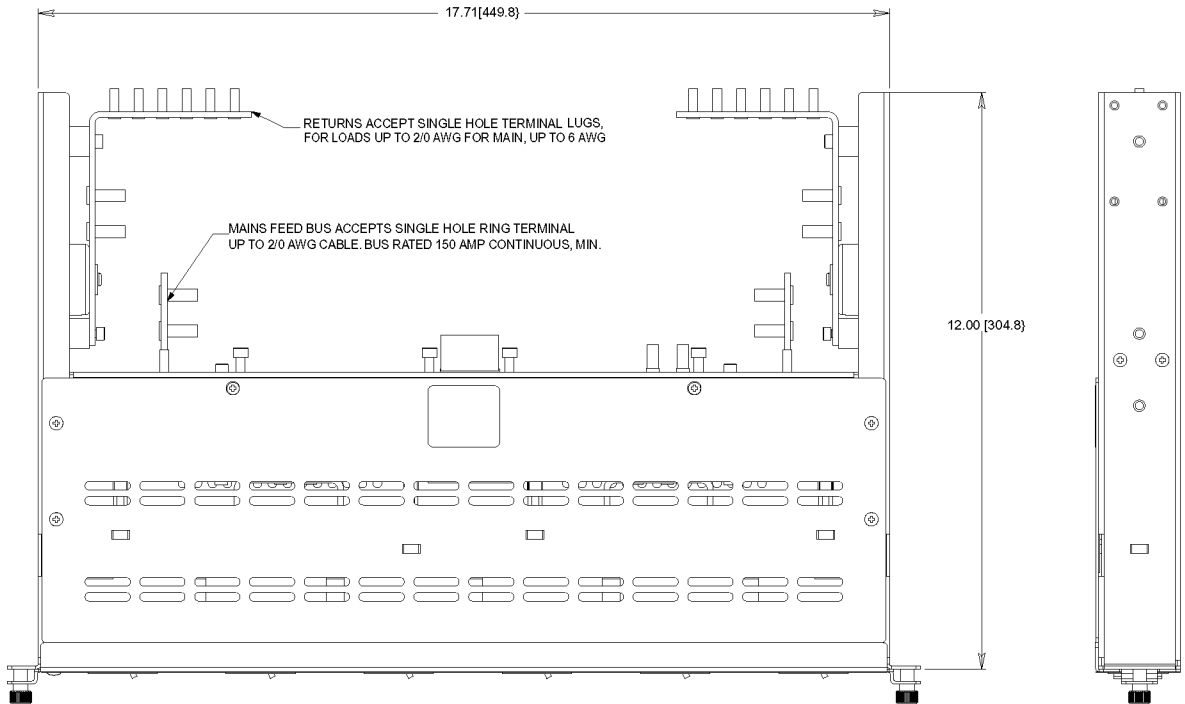
10 APPROVALS			
A No approvals	G UL/CUL	J UL/CUL, CE, TUV	

NOTES:
 Redundant feed. Breaker layout will be duplicated on the second feed.
 Feeds A and B are rated for 150 amps. Total combined breaker ratings can not exceed 150 amps per feed.

LDC1-Series Dimensional Specifications

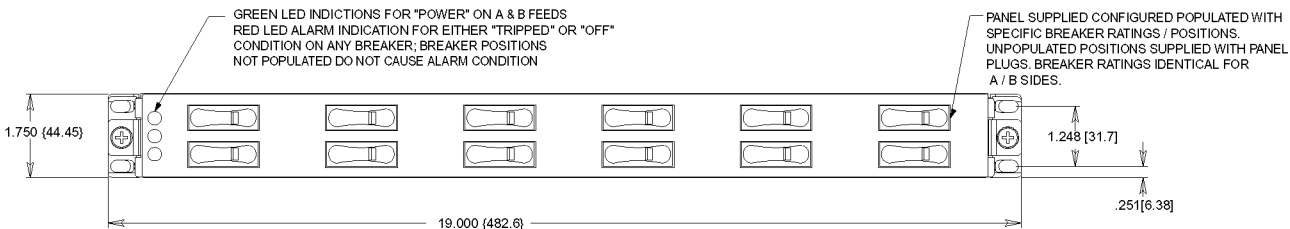


CHASSIS GROUND LOCATION: 2X 1/4-20 STUDS ON 5/8" (.625") CENTERS. BARE GALVANIZED METAL UNDER, TO ACCEPT TWO-HOLE WIRE LUG.



RETURNS ACCEPT SINGLE HOLE TERMINAL LUGS, FOR LOADS UP TO 2/0 AWG FOR MAIN, UP TO 6 AWG

MAINS FEED BUS ACCEPTS SINGLE HOLE RING TERMINAL UP TO 2/0 AWG CABLE. BUS RATED 150 AMP CONTINUOUS, MIN.



GREEN LED INDICATIONS FOR "POWER" ON A & B FEEDS
 RED LED ALARM INDICATION FOR EITHER "TRIPPED" OR "OFF" CONDITION ON ANY BREAKER; BREAKER POSITIONS NOT POPULATED DO NOT CAUSE ALARM CONDITION

PANEL SUPPLIED CONFIGURED POPULATED WITH SPECIFIC BREAKER RATINGS / POSITIONS. UNPOPULATED POSITIONS SUPPLIED WITH PANEL PLUGS. BREAKER RATINGS IDENTICAL FOR A / B SIDES.