

PLEASE CHECK WWW.MOLEX.COM FOR LATEST PART INFORMATION

Part Number: [0743012000](#)
Status: **Active**
Overview: [hdm](#)
Description: 2.00mm (.079") Pitch HDM® Board-to-Board Backplane Header, Vertical, SMC, Press-Fit, Extended PC Tail, End Wall Option, 72 Circuits

Documents:

[Drawing \(PDF\)](#) [RoHS Certificate of Compliance \(PDF\)](#)

General

Product Family	Backplane Connectors
Series	74301
Application	Backplane
Component Type	PCB Header
Overview	hdm
Product Name	HDM®
Style	N/A
Physical	
Circuits (Loaded)	72
Circuits (maximum)	72
Color - Resin	Black, Natural
Durability (mating cycles max)	250
First Mate / Last Break	No
Guide to Mating Part	No
Keying to Mating Part	None
Material - Metal	Phosphor Bronze
Material - Plating Mating	Gold
Material - Plating Termination	Tin-Lead
Material - Resin	High Temperature Thermoplastic
Number of Columns	12
Number of Pairs	Open Pin Field
Number of Rows	6
Orientation	Vertical
PC Tail Length (in)	0.276 In
PC Tail Length (mm)	7.00 mm
PCB Locator	No
PCB Retention	Yes
PCB Thickness Recommended (in)	0.098 In
PCB Thickness Recommended (mm)	2.50 mm
Packaging Type	Tube
Pitch - Mating Interface (in)	0.079 In
Pitch - Mating Interface (mm)	2.00 mm
Pitch - Term. Interface (in)	0.079 In
Pitch - Term. Interface (mm)	2.00 mm
Plating min: Mating (µin)	30
Plating min: Mating (µm)	0.75
Plating min: Termination (µin)	15
Plating min: Termination (µm)	0.375
Polarized to PCB	No
Stackable	No
Surface Mount Compatible (SMC)	Yes
Temperature Range - Operating	-55°C to +105°C
Termination Interface: Style	Through Hole - Compliant Pin

Electrical

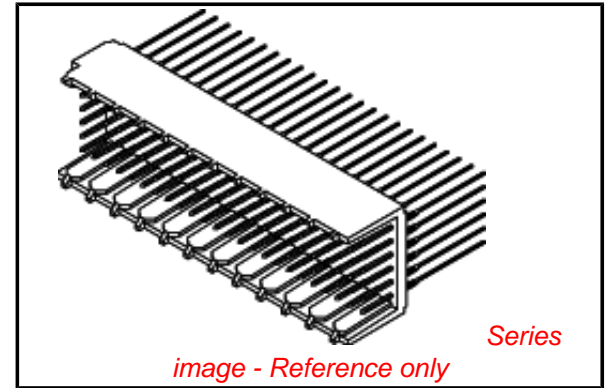


image - Reference only

EU RoHS **China RoHS**

Compliance Status

Not Reviewed

REACH SVHC

Not Reviewed

Halogen-Free

Status

Not Reviewed

Need more information on product environmental compliance?

Email productcompliance@molex.com
 For a multiple part number RoHS Certificate of Compliance, [click here](#)

Please visit the [Contact Us](#) section for any non-product compliance questions.

Search Parts in this Series

[74301Series](#)

Current - Maximum per Contact	1A
Data Rate	1.0 Gbps
Real Signals (per 25mm)	75
Shielded	No
Voltage - Maximum	250V AC

Material Info

Reference - Drawing Numbers

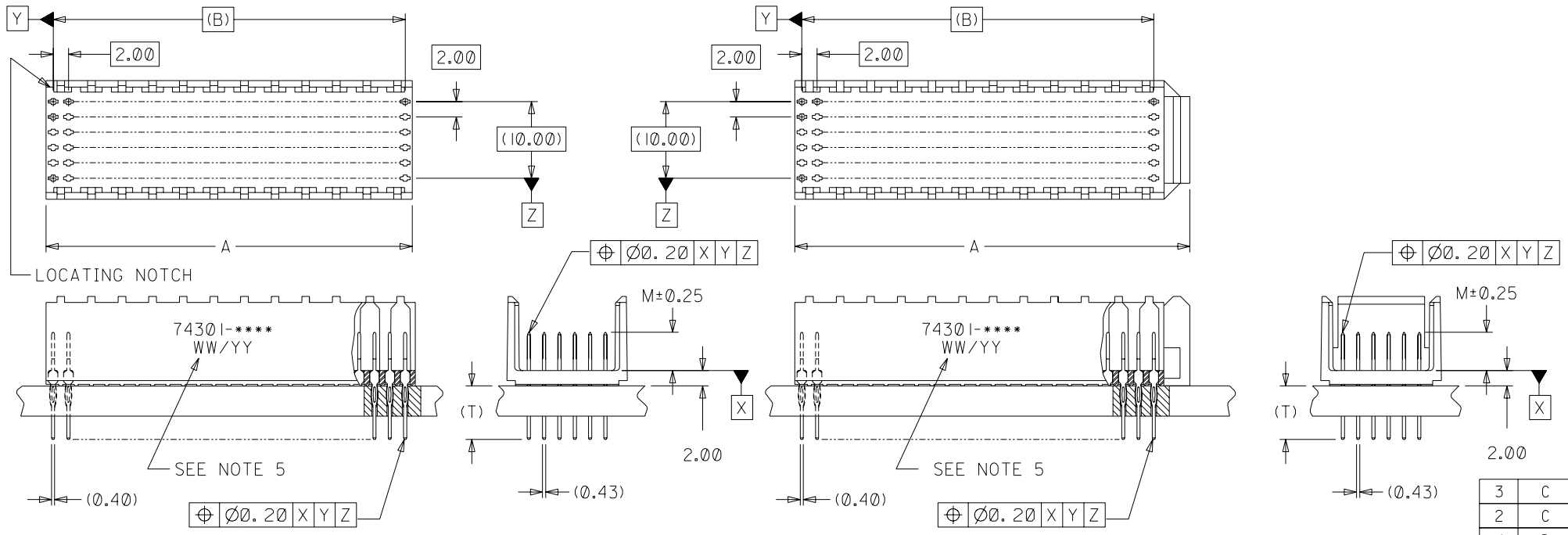
Packaging Specification	PK-70873-0868
Sales Drawing	SD-74301-001

HDM and High Density Metric are trademarks of Amphenol Corporation

This document was generated on 05/15/2010

PLEASE CHECK WWW.MOLEX.COM FOR LATEST PART INFORMATION

- NOTES:
 1. MATERIALS: HOUSING-LIQUID CRYSTAL POLYMER (LCP),
 GLASS-FILLED, UL94V-0, COLOR: BLACK,
 CONTACT-PHOSPHOR BRONZE.
 2. FINISH: SELECTIVE GOLD (Au) IN CONTACT AREA,
 0.00076mm MINIMUM THCKNESS, SELECTIVE TIN/LEAD (Sn/Pb) ON TAILS,
 NICKEL (Ni) OVERALL.
 3. THIS PART CONFORMS TO MOLEX PRODUCT SPECIFICATION
 PS-73670-9999.
 4. PACKAGED PER PK-70873-0868.
 5. PARTS MARKED WITH PART NUMBER AND DATE CODE,
 ON EITHER SIDE, APPROXIMATELY WHERE SHOWN.

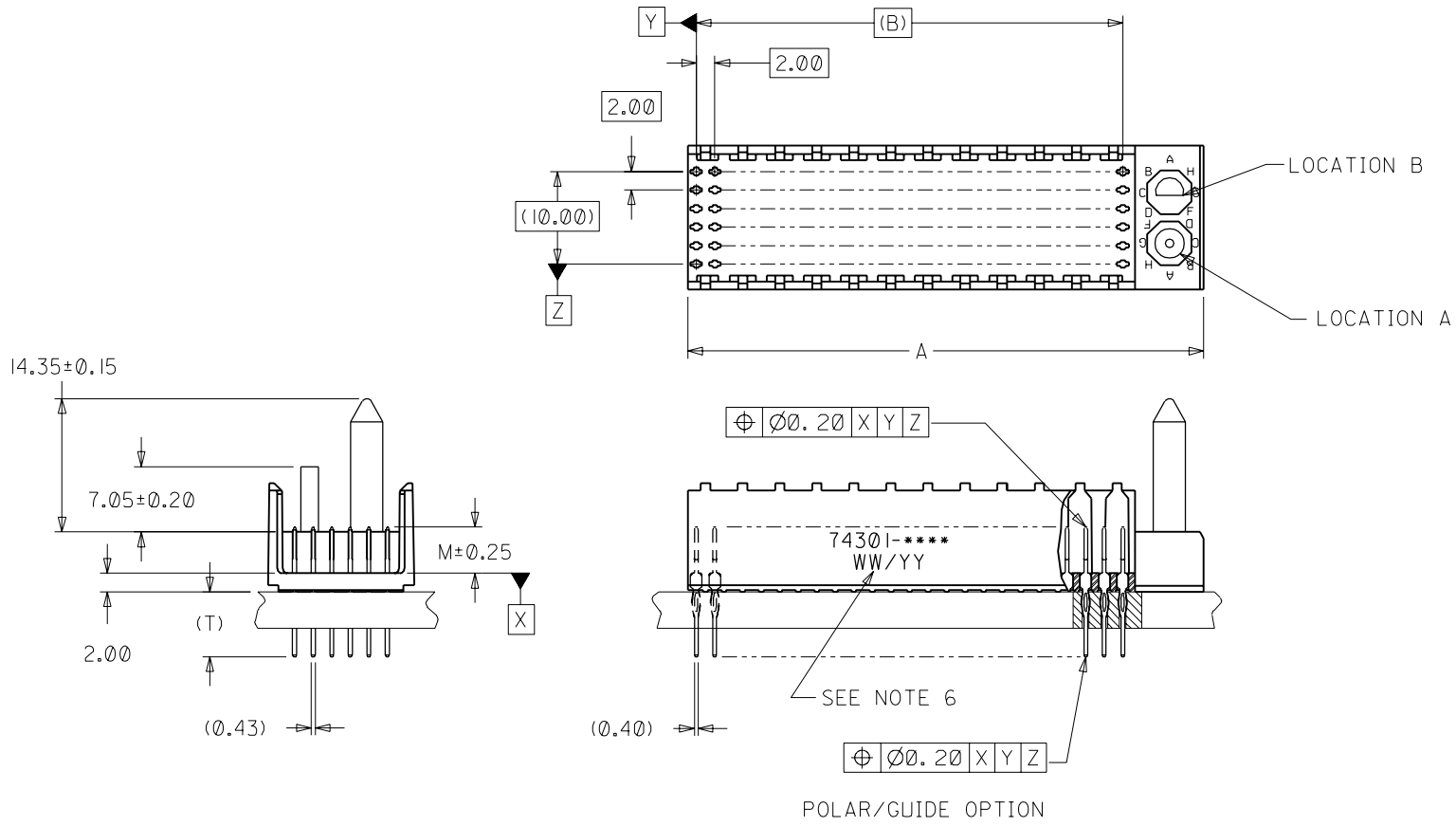


3	C
2	C
1	D

OPEN END OPTION

REVISED EC NO. UCP2003-2260 DRWN: THOMAS 03/04/25 CHK: BINGHAM 03/04/25 APPR: REED 03/04/25	MAJOR CRITICAL	GENERAL TOLERANCES: (UNLESS SPECIFIED)		SCALE 2 : 1	DESIGN UNITS <input checked="" type="checkbox"/> mm <input type="checkbox"/> INCH	THIRD ANGLE PROJECTION	DIMENSIONS: <input type="checkbox"/> mm <input type="checkbox"/> INCH <input checked="" type="checkbox"/> mm ONLY		SHT 3	REV C			
		MAJOR $\nabla = 0$		mm INCH	DRAWN BY & DATE JBINGHAM 99/01/21		TITLE: SALES ASSEMBLY, HDM BACKPLANE CONNECTOR EXTENDED TAIL VERSION						
		CRITICAL $\nabla C = 0$		4 PLACES $\pm 0.$ $\pm.$ 3 PLACES $\pm 0.$ $\pm.$ 2 PLACES ± 0.05 $\pm.$ 1 PLACE ± 0.10 $\pm.$	CHECKED BY & DATE SREED 99/01/21		APPROVED BY & DATE CBIXLER 99/01/21		MOLEX INCORPORATED				
		ANGLUAR: $\pm 1/2^\circ$		DRAFT WHERE APPLICABLE MUST REMAIN WITHIN DIMENSIONS			CAD FILENAME S74301X1.DGN		MATERIAL NO. SEE CHART		DRAWING NO. SD-74301-001		SHEET NO. 1 OF 3

THIS DRAWING CONTAINS INFORMATION THAT IS PROPRIETARY TO MOLEX INCORPORATED AND SHOULD NOT BE USED WITHOUT WRITTEN PERMISSION.



SEE SHEET 1 EC NO. UDT2000-0413 DRWN:JBINGHAM 99/11/02 CHK: SREED 99/11/02 APPR:CBIXLER 99/11/02	QUALITY SYMBOLS MAJOR $\blacktriangledown = 0$ CRITICAL $\nabla = 0$	GENERAL TOLERANCES: (UNLESS SPECIFIED)		SCALE 2 : 1	DESIGN UNITS <input checked="" type="checkbox"/> mm <input type="checkbox"/> INCH	DIMENSIONS: <input type="checkbox"/> mm <input type="checkbox"/> INCH <input checked="" type="checkbox"/> mm ONLY	SHT REV		
		4 PLACES $\pm 0.$ $\pm.$	3 PLACES $\pm 0.$ $\pm.$	2 PLACES ± 0.05 $\pm.$	1 PLACE ± 0.10 $\pm.$	DRAWN BY & DATE JBINGHAM 99/01/21	CHECKED BY & DATE SREED 99/01/21	APPROVED BY & DATE CBIXLER 99/01/21	TITLE: SALES ASSEMBLY, HDM BACKPLANE CONNECTOR EXTENDED TAIL VERSION
		ANGULAR: $\pm 1/2^\circ$		CAD FILENAME S74301X2.DGN	MATERIAL NO. SEE CHART	DRAWING NO. SD-74301-001	SHEET NO. 2	SIZE B	
		DRAFT WHERE APPLICABLE MUST REMAIN WITHIN DIMENSIONS							THIS DRAWING CONTAINS INFORMATION THAT IS PROPRIETARY TO MOLEX INCORPORATED AND SHOULD NOT BE USED WITHOUT WRITTEN PERMISSION.

MATERIAL NUMBER ASSIGNMENT

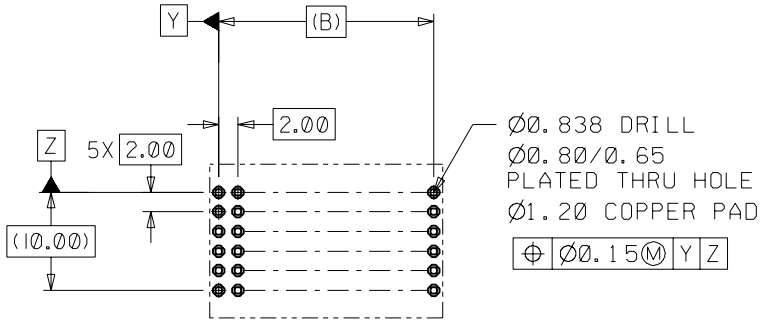
- 0 = 72-CIRCUIT OPEN END
- 1 = 144-CIRCUIT OPEN END
- 2 = 72-CIRCUIT END WALL
- 3 = 144-CIRCUIT END WALL
- 4 = 72-CIRCUIT POALR/GUIDE
- 5 = 144-CIRCUIT POLAR/GUIDE

- 0 = 5.0mm MATING, 7.0mm TAIL
- 1 = 5.5mm MATING, 7.0mm TAIL
- 2 = 6.0mm MATING, 7.0mm TAIL

74301- * * * *

PART NUMBER	DIM A	DIM B	DIM M	DIM T
74301-0000	23.8	22.00	5.00	7.00
74301-0100	23.8	22.00	5.50	7.00
74301-0200	23.8	22.00	6.00	7.00
74301-1000	47.8	46.00	5.00	7.00
74301-1100	47.8	46.00	5.50	7.00
74301-1200	47.8	46.00	6.00	7.00
74301-2000	27.6	22.00	5.00	7.00
74301-2100	27.6	22.00	5.50	7.00
74301-2200	27.6	22.00	6.00	7.00
74301-3000	51.6	46.00	5.00	7.00
74301-3100	51.6	46.00	5.50	7.00
74301-3200	51.6	46.00	6.00	7.00
74301-40**	31.6	22.00	5.00	7.00
74301-41**	31.6	22.00	5.50	7.00
74301-42**	31.6	22.00	6.00	7.00
74301-50**	55.6	46.00	5.00	7.00
74301-51**	55.6	46.00	5.50	7.00
74301-52**	55.6	46.00	6.00	7.00

NUMBER	GUIDE POST LOCATION	POLAR KEY POSITION
00	N/A	N/A
01	B	A
02	A	A
03	B	B
04	A	B
05	B	C
06	A	C
07	B	D
08	A	D
09	B	E
10	A	E
11	B	F
12	A	F
13	B	G
14	A	G
15	B	H
16	A	H
17	B	N/A
18	A	N/A



PCB LAYOUT: COMPONENT SIDE
RECOMMENDED PCB THICKNESS: 2.50 MIN.

SEE SHEET 1 EC NO. LDT2000-0413 DRWNS:JBINGHAM 99/11/02 CHK: SREED 99/11/02 APPR:CBIXLER 99/11/02	QUALITY SYMBOLS MAJOR $\nabla = 0$ CRITICAL $\nabla C = 0$	GENERAL TOLERANCES: (UNLESS SPECIFIED)		SCALE 2 : 1	DESIGN UNITS <input checked="" type="checkbox"/> mm <input type="checkbox"/> INCH	DIMENSIONS: <input type="checkbox"/> mm <input type="checkbox"/> INCH <input checked="" type="checkbox"/> mm ONLY		SHT	REV		
				4 PLACES ±0. ±.	DRAWN BY & DATE	THIRD ANGLE PROJECTION		TITLE: SALES ASSEMBLY, HDM BACKPLANE CONNECTOR EXTENDED TAIL VERSION			
				3 PLACES ±0. ±.	3 PLACES ±0.05 ±.	JBINGHAM 99/01/21			MOLEX INCORPORATED		
				2 PLACES ±0.10 ±.	1 PLACE ±0.10 ±.	SREED 99/01/21			MATERIAL NO. SEE CHART DRAWING NO. SD-74301-001 SHEET NO. 3		
		ANGULAR: ± 1/2°		APPROVED BY & DATE			THIS DRAWING CONTAINS INFORMATION THAT IS PROPRIETARY TO MOLEX INCORPORATED AND SHOULD NOT BE USED WITHOUT WRITTEN PERMISSION.				
		DRAFT WHERE APPLICABLE MUST REMAIN WITHIN DIMENSIONS		CBIXLER 99/01/21							
				CAD FILENAME							
				S74301X3.DGN							