

# HSK122

Silicon Epitaxial Planar Diode for High Voltage Switching

## HITACHI

ADE-208-172D (Z)

Rev.4  
Dec. 2000

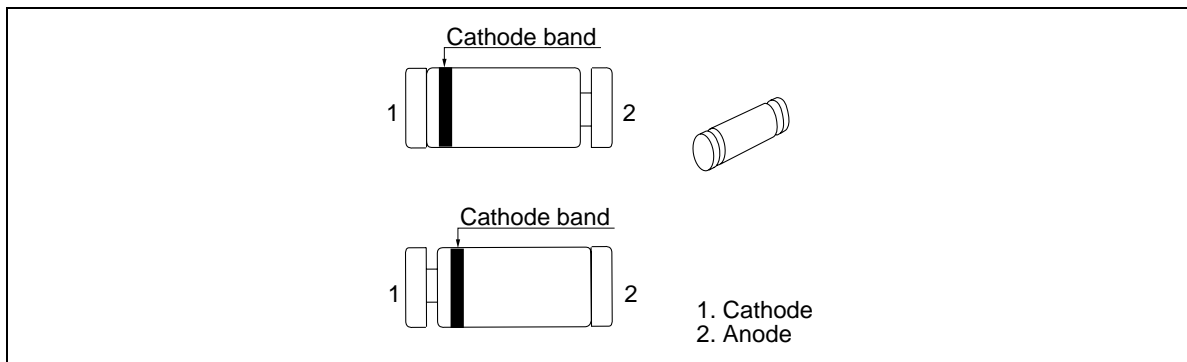
### Features

- High reverse voltage. ( $V_R = 400 \text{ V}$ )
- LLD package is suitable for high density surface mounting and high speed assembly.

### Ordering Information

Type No.	Cathode band	Package Code
HSK122	Orange	LLD

### Outline



---

# HSK122

---

## Absolute Maximum Ratings

(T<sub>a</sub> = 25°C)

Item	Symbol	Value	Unit
Peak reverse voltage	V <sub>RM</sub>	410	V
Reverse voltage	V <sub>R</sub>	400	V
Peak forward current	I <sub>FM</sub>	625	mA
Non-Repetitive peak forward surge current	I <sub>FSM</sub> *1	1	A
Average forward current	I <sub>O</sub>	150	mA
Junction temperature	T <sub>j</sub>	175	°C
Storage temperature	T <sub>stg</sub>	-65 to +175	°C

Note: Within 1s forward surge current.

## Electrical Characteristics

(T<sub>a</sub> = 25°C)

Item	Symbol	Min	Typ	Max	Unit	Test Condition
Forward voltage	V <sub>F</sub>	—	—	1.2	V	I <sub>F</sub> = 100 mA
Reverse current	I <sub>R</sub>	—	—	1.0	μA	V <sub>R</sub> = 400 V
Capacitance	C	—	—	10	pF	V <sub>R</sub> = 0 V, f = 1 MHz
Reverse recovery time	t <sub>rr</sub>	—	—	10	μs	I <sub>F</sub> = 30 mA, V <sub>R</sub> = 10 V, R <sub>L</sub> = 2 kΩ

Main Characteristic

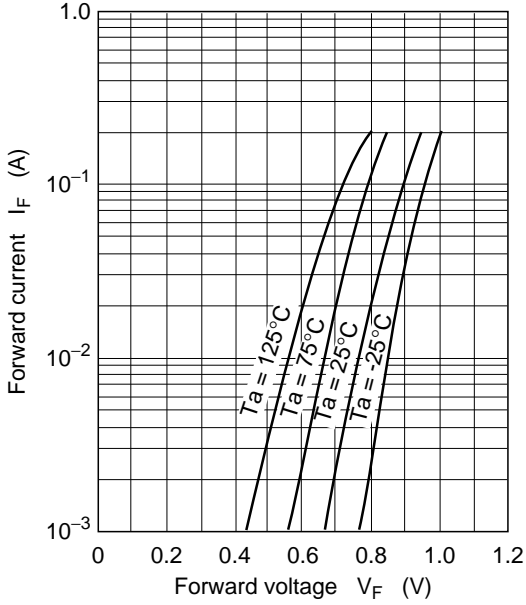


Fig.1 Forward current Vs. Forward voltage

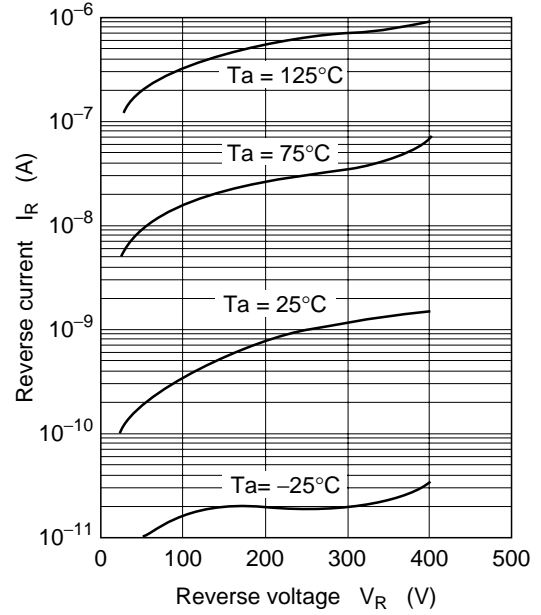


Fig.2 Reverse current Vs. Reverse voltage

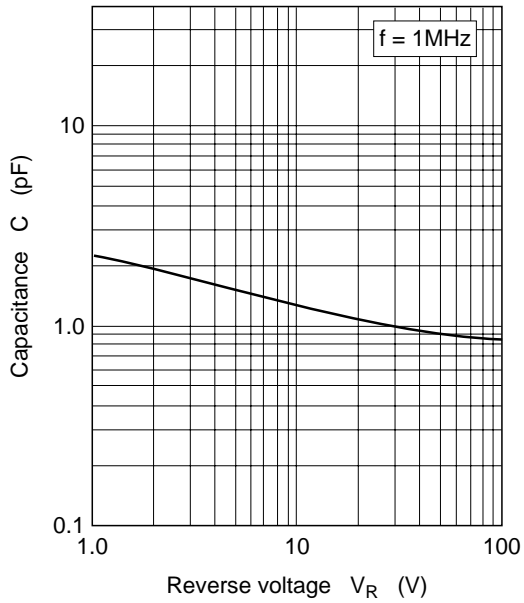


Fig.3 Capacitance Vs. Reverse voltage

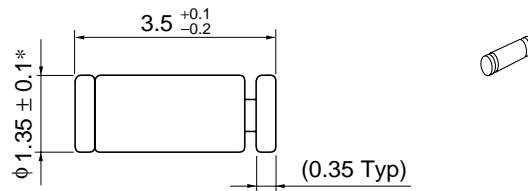
---

# HSK122

---

## Package Dimensions

Unit: mm



\* HSK122:  $\phi 1.4 \pm 0.1$  type

Hitachi Code	LLD
JEDEC	—
EIAJ	—
Mass (reference value)	0.027 g

**Disclaimer**

1. Hitachi neither warrants nor grants licenses of any rights of Hitachi's or any third party's patent, copyright, trademark, or other intellectual property rights for information contained in this document. Hitachi bears no responsibility for problems that may arise with third party's rights, including intellectual property rights, in connection with use of the information contained in this document.
2. Products and product specifications may be subject to change without notice. Confirm that you have received the latest product standards or specifications before final design, purchase or use.
3. Hitachi makes every attempt to ensure that its products are of high quality and reliability. However, contact Hitachi's sales office before using the product in an application that demands especially high quality and reliability or where its failure or malfunction may directly threaten human life or cause risk of bodily injury, such as aerospace, aeronautics, nuclear power, combustion control, transportation, traffic, safety equipment or medical equipment for life support.
4. Design your application so that the product is used within the ranges guaranteed by Hitachi particularly for maximum rating, operating supply voltage range, heat radiation characteristics, installation conditions and other characteristics. Hitachi bears no responsibility for failure or damage when used beyond the guaranteed ranges. Even within the guaranteed ranges, consider normally foreseeable failure rates or failure modes in semiconductor devices and employ systemic measures such as fail-safes, so that the equipment incorporating Hitachi product does not cause bodily injury, fire or other consequential damage due to operation of the Hitachi product.
5. This product is not designed to be radiation resistant.
6. No one is permitted to reproduce or duplicate, in any form, the whole or part of this document without written approval from Hitachi.
7. Contact Hitachi's sales office for any questions regarding this document or Hitachi semiconductor products.

**Sales Offices**

# HITACHI

**Hitachi, Ltd.**

 Semiconductor & Integrated Circuits  
 Nippon Bldg., 2-6-2, Ohte-machi, Chiyoda-ku, Tokyo 100-0004, Japan  
 Tel: (03) 3270-2111 Fax: (03) 3270-5109

URL	NorthAmerica	:	<a href="http://semiconductor.hitachi.com/">http://semiconductor.hitachi.com/</a>
	Europe	:	<a href="http://www.hitachi-eu.com/hel/ecg">http://www.hitachi-eu.com/hel/ecg</a>
	Asia	:	<a href="http://sicapac.hitachi-asia.com">http://sicapac.hitachi-asia.com</a>
	Japan	:	<a href="http://www.hitachi.co.jp/Sicd/indx.htm">http://www.hitachi.co.jp/Sicd/indx.htm</a>

**For further information write to:**
**Hitachi Semiconductor (America) Inc.**  
 179 East Tasman Drive  
 San Jose, CA 95134  
 Tel: <1> (408) 433-1990  
 Fax: <1> (408) 433-0223

**Hitachi Europe Ltd.**  
 Electronic Components Group  
 Whitebrook Park  
 Lower Cookham Road  
 Maidenhead  
 Berkshire SL6 8YA, United Kingdom  
 Tel: <44> (1628) 585000  
 Fax: <44> (1628) 585200

**Hitachi Europe GmbH**  
 Electronic Components Group  
 Dornacher Straße 3  
 D-85622 Feldkirchen, Munich  
 Germany  
 Tel: <49> (89) 9 9180-0  
 Fax: <49> (89) 9 29 30 00

**Hitachi Asia Ltd.**  
 Hitachi Tower  
 16 Collyer Quay #20-00  
 Singapore 049318  
 Tel: <65>-538-6533/538-8577  
 Fax: <65>-538-6933/538-3877  
 URL: <http://www.hitachi.com.sg>
**Hitachi Asia Ltd.**  
 (Taipei Branch Office)  
 4/F, No. 167, Tun Hwa North Road  
 Hung-Kuo Building  
 Taipei (105), Taiwan  
 Tel: <886>-(2)-2718-3666  
 Fax: <886>-(2)-2718-8180  
 Telex: 23222 HAS-TP  
 URL: <http://www.hitachi.com.tw>
**Hitachi Asia (Hong Kong) Ltd.**  
 Group III (Electronic Components)  
 7/F., North Tower  
 World Finance Centre,  
 Harbour City, Canton Road  
 Tsim Sha Tsui, Kowloon  
 Hong Kong  
 Tel: <852>-(2)-735-9218  
 Fax: <852>-(2)-730-0281  
 URL: <http://semiconductor.hitachi.com.hk>

 Copyright © Hitachi, Ltd., 2001. All rights reserved. Printed in Japan.  
 Colophon 4.0