

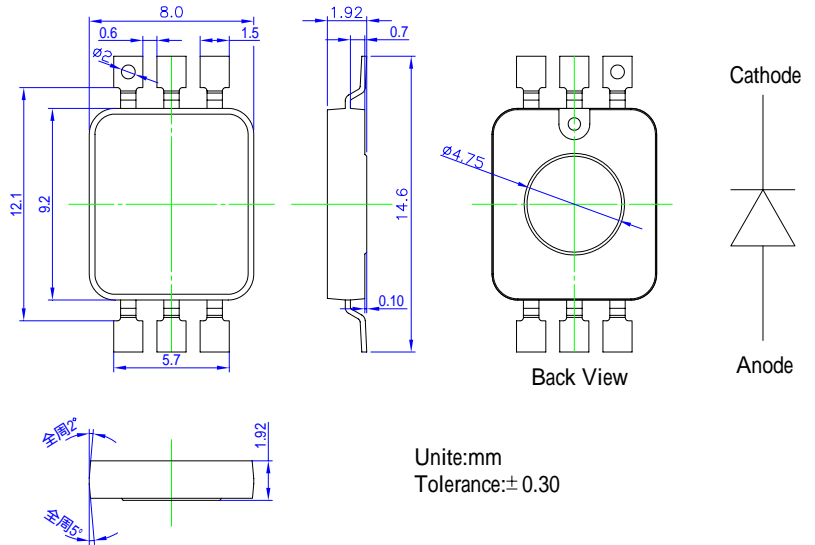
**■Features**

- Highest luminous flux
- Super energy efficiency
- Very long operating life (up to 100K hours)
- Superior ESD protection
- No UV

**■Applications**

- Read lights (car, bus, aircraft)
- Portable (flashlight, bicycle)
- Bollards / Security / Garden
- Traffic signaling / Beacons
- In door / Out door Commercial lights
- Automotive Ext

**■Outline Dimension**

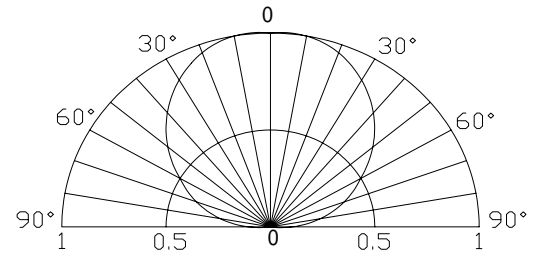


**■Absolute Maximum Rating (Ta=25 )**

Item	Symbol	Value	Unit
DC Forward Current	I <sub>F</sub>	400	mA
Pulse Forward Current*	I <sub>FP</sub>	500	mA
Reverse Voltage	V <sub>R</sub>	5	V
Power Dissipation	P <sub>D</sub>	1600	mW
Operating Temperature	Topr	-30 ~ +85	
Storage Temperature	Tstg	-40~ +100	
Lead Soldering Temperature	Tsol	260 /5sec	-

\*Pulse width Max.10ms Duty ratio max 1/10

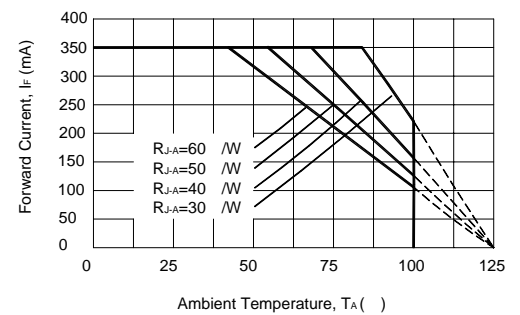
**■Directivity**



**■Electrical -Optical Characteristics (Ta=25 )**

Item	Symbol	Condition	Min.	Typ.	Max.	Unit
DC Forward Voltage	V <sub>F</sub>	I <sub>F</sub> =350mA	3.0	3.3	4.0	V
DC Reverse Current	I <sub>R</sub>	V <sub>R</sub> =5V	-	-	10	μA
Domi. Wavelength	λ <sub>D</sub>	I <sub>F</sub> =350mA	500	505	510	nm
Luminous Flux	v	I <sub>F</sub> =350mA	-	70	100	lm
50% Power Angle	2θ <sub>1/2</sub>	I <sub>F</sub> =350mA	-	120	-	deg

**Forward Operating Current (DC)**



Note: Don't drive at rated current more than 5s without heat sink for Commercial 1 Power emitter series.