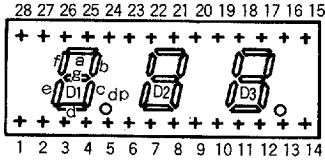


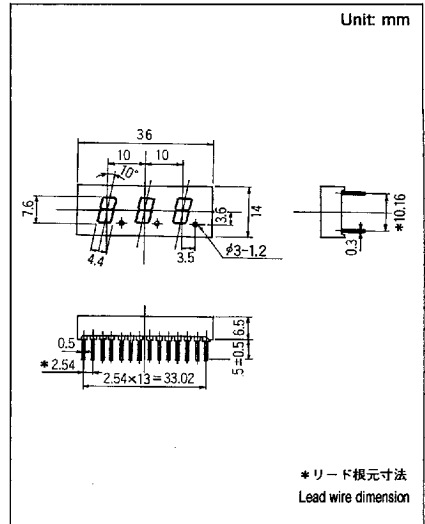
3 Digit 7.6mm (.3") Series

Type No.	Lighting Color
LN533YAMY	Amber
LN533YKMY	Amber
LN533OAMO	Orange
LN533OKMO	Orange

端子接続 Terminal Connection



Pin No.	Assignment	Assignment
1	Cathode g1	Anode g1
2	Cathode e1	Anode e1
3	Cathode d1	Anode d1
4	Cathode dp1	Anode dp1
5	Cathode c1	Anode c1
6	Anode c1	Cathode c1
7	Cathode e2	Anode e2
8	Cathode d2	Anode d2
9	Cathode c2	Anode c2
10	Cathode g2	Anode g2
11	Cathode e3	Anode e3
12	Cathode d3	Anode d3
13	Cathode dp3	Anode dp3
14	Cathode c3	Anode c3
15	Cathode g3	Anode g3
16	Cathode b3	Anode b3
17	Common Anode D3	Common Cathode D3
18	Cathode a3	Anode a3
19	Cathode f3	Anode f3
20	Cathode b2	Anode b2
21	Common Anode D2	Common Cathode D2
22	Cathode a2	Anode a2
23	Cathode f2	Anode f2
24	Anode b1	Cathode b1
25	Cathode b1	Anode b1
26	Cathode a1	Anode a1
27	Common Anode D1	Common Cathode D1
28	Cathode f1	Anode f1



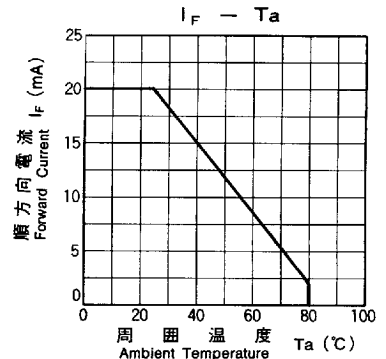
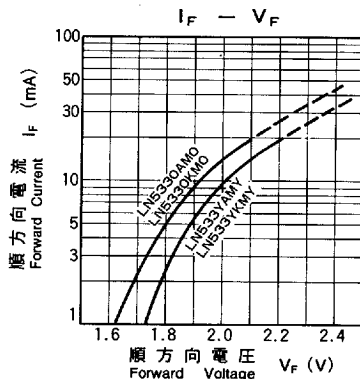
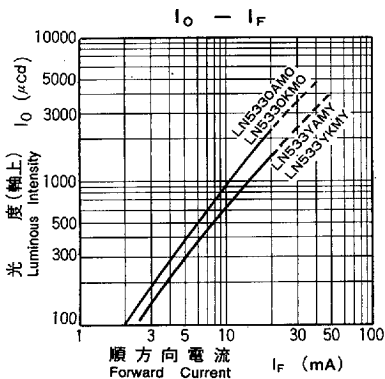
絶対最大定格 Absolute Maximum Ratings (Ta=25 °C)

Lighting Color	P _D (mW)	I _F (mA)	I _{FP} (mA)*	V _R (V)	T _{opr} (°C)	T _{stg} (°C)
Amber	60	20	100	5	-25~+80	-30~+85
Orange	60	20	100	3	-25~+80	-30~+85

* I_{FP}の条件は、duty 10%, Pulse width 1 msec. The condition of I_{FP} is duty 10%, Pulse width 1 msec.

電気的光学的特性 Electro-Optical Characteristics (Ta=25 °C)

Type No.	Lighting Color	COMMON	I ₀ /seg				V _F		λ _F	Δλ	I _F	I _R	
			Typ.	Min.	Typ.	I _F	Typ.	Max.				Typ.	V _R
LN533YAMY	Amber	Anode	600	200	200	10	2.2	2.8	590	30	20	10	5
LN533YKMY	Amber	Cathode	600	200	200	10	2.2	2.8	590	30	20	10	5
LN533OAMO	Orange	Anode	1000	300	400	10	2.1	2.8	630	40	20	10	3
LN533OKMO	Orange	Cathode	1000	300	400	10	2.1	2.8	630	40	20	10	3
Unit	—	—	μcd	μcd	μcd	mA	V	V	nm	nm	mA	μA	V



Panasonic

6932852 0015039 245