



DC COMPONENTS CO., LTD.

RECTIFIER SPECIALISTS

CDZ55C2V0
THRU
CDZ55C36

TECHNICAL SPECIFICATIONS OF SILICON PLANAR POWER ZENER DIODES

FEATURES

- * Voltage Range: 2.0V to 36V
- * Also available various dimension included:
0805C (CDZ55CxxS series)
0603C (CDZ55CxxT series)

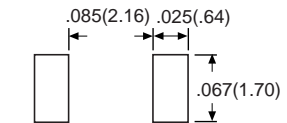
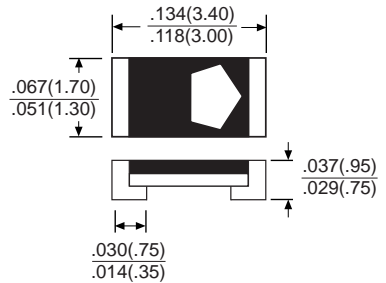
MECHANICAL DATA

- * Case: 1206C
- * Epoxy: UL 94V-0 rate flame retardant
- * Terminals: Solder plated, solderable per MIL-STD-202E, Method 208 guaranteed
- * Mounting position: Any
- * Weight: 0.01 grams Approx.

MAXIMUM RATINGS AND ELECTRICAL CHARACTERISTICS

Ratings at 25 °C ambient temperature unless otherwise specified.
Single phase, half wave, 60 Hz, resistive or inductive load.
For capacitive load, derate current by 20%.

1206C



Mounting Pad Layout

Dimensions in inches(millimeters)

	SYMBOL	VALUE	UNITS
Zener Current see Table "Characterisitics"			
Power Dissipation at Tamb=25°C	P _{tot}	500 ⁽¹⁾	mW
Junction Temperature	T _j	175	°C
Storage Temperature Range	T _{stg}	-55 to + 175	°C
Thermal Resistance Junction to Ambient Air	R _{thA}	- - 0.3 ⁽¹⁾	K/mW Typ. Min. Max.
Forward Voltage at I _F =200mA	V _F	- - 1.5	Volts Typ. Min. Max.

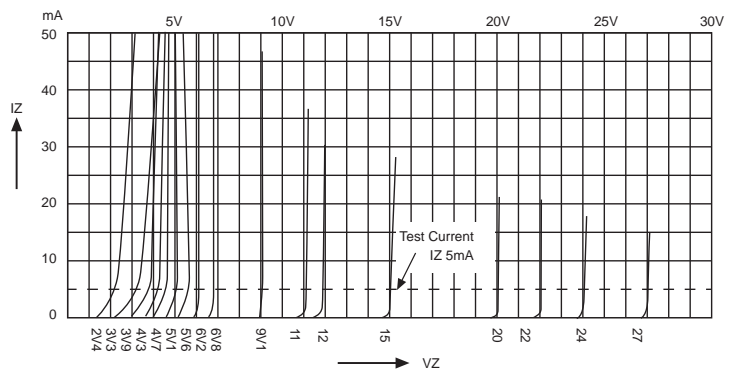
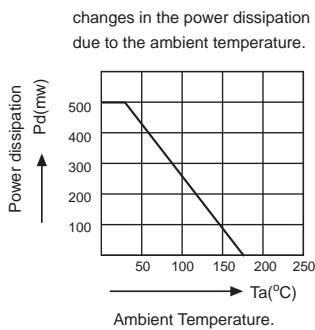
1)Valid Provided that leads are kept at ambient temperature.

NOTE: Standard Zener Voltage Tolerance ± 5%

RATING AND CHARACTERISTIC CURVES (CDZ55C SERIES)

TYPE	Nominal Zener Voltage $V_Z@I_{ZT}$		Zener Test Current I_{ZT}	Maximum Zener Impedance		I_{ZK}	Maximum Reverse Leakage Current	
	Volts			Ohms	Ohms		$I_R @ V_R$	
			mA			mA	μA	Volts
CDZ55C2V0	1.90	2.10	5	85	600	1	100	1
CDZ55C2V2	2.09	2.31	5	85	600	1	75	1
CDZ55C2V4	2.28	2.56	5	85	600	1	50	1
CDZ55C2V7	2.5	2.9	5	85	600	1	10	1
CDZ55C3V0	2.8	3.2	5	85	600	1	4	1
CDZ55C3V3	3.1	3.5	5	85	600	1	2	1
CDZ55C3V6	3.4	3.8	5	85	600	1	2	1
CDZ55C3V9	3.7	4.1	5	85	600	1	2	1
CDZ55C4V3	4.0	4.6	5	75	600	1	1	1
CDZ55C4V7	4.4	5.0	5	60	600	1	0.5	1
CDZ55C5V1	4.8	5.4	5	35	550	1	0.1	1
CDZ55C5V6	5.2	6.0	5	25	450	1	0.1	1
CDZ55C6V2	5.8	6.6	5	10	200	1	0.1	2
CDZ55C6V8	6.4	7.2	5	8	150	1	0.1	3
CDZ55C7V5	7.0	7.9	5	7	50	1	0.1	5
CDZ55C8V2	7.7	8.7	5	7	50	1	0.1	6.2
CDZ55C9V1	8.5	9.6	5	10	50	1	0.1	6.8
CDZ55C10	9.4	10.6	5	15	70	1	0.1	7.5
CDZ55C11	10.4	11.6	5	20	70	1	0.1	8.2
CDZ55C12	11.4	12.7	5	20	90	1	0.1	9.1
CDZ55C13	12.4	14.1	5	26	110	1	0.1	10
CDZ55C15	13.8	15.6	5	30	110	1	0.1	11
CDZ55C16	15.3	17.1	5	40	170	1	0.1	12
CDZ55C18	16.8	19.1	5	50	170	1	0.1	13
CDZ55C20	18.8	21.2	5	55	220	1	0.1	15
CDZ55C22	20.8	23.3	5	55	220	1	0.1	16
CDZ55C24	22.8	25.6	5	80	220	1	0.1	18
CDZ55C27	25.1	28.9	5	80	220	1	0.1	20
CDZ55C30	28	32	5	80	220	1	0.1	22
CDZ55C33	31	35	5	80	220	1	0.1	24
CDZ55C36	34	38	5	80	220	1	0.1	27

Breakdown characteristics CDZ55C-SERIES



DC COMPONENTS CO., LTD.