

PLEASE CHECK WWW.MOLEX.COM FOR LATEST PART INFORMATION

Part Number: [0713086464](#)
Status: **Active**
Description: 2.54mm (.100") Pitch C-Grid® Header, Surface Mount, Dual Row, Vertical, 64 Circuits, 1.50µm (59µ") Minimum Bright Tin (Sn) Over Nickel (Ni) Plating, with 3.30mm (.130") PCB Locator Pegs

Documents:

[3D Model](#) [Product Specification PS-71308 \(PDF\)](#)
[Drawing \(PDF\)](#) [RoHS Certificate of Compliance \(PDF\)](#)

Agency Certification

CSA LR19980
 UL E29179

General

Product Family PCB Headers
 Series [71308](#)
 Application Board-to-Board, Wire-to-Board
 Product Name C-Grid®

Physical

Breakaway Yes
 Circuits (Loaded) 64
 Circuits (maximum) 64
 Color - Resin Black
 Durability (mating cycles max) 50
 Flammability 94V-0
 Glow-Wire Compliant No
 Lock to Mating Part None
 Material - Metal Phosphor Bronze
 Material - Plating Mating Tin
 Material - Plating Termination Tin
 Material - Resin High Temperature Thermoplastic
 Number of Rows 2
 Orientation Vertical
 PCB Locator Yes
 PCB Retention Yes
 Packaging Type Tube
 Pitch - Mating Interface (in) 0.100 In
 Pitch - Mating Interface (mm) 2.54 mm
 Polarized to PCB No
 Shrouded No
 Stackable Yes
 Temperature Range - Operating -40°C to +105°C
 Termination Interface: Style Surface Mount

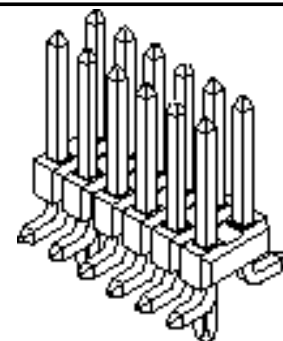
Electrical

Current - Maximum per Contact 3A
 Voltage - Maximum 250V

Solder Process Data

Duration at Max. Process Temperature (seconds) 40
 Lead-free Process Capability Reflow Capable (SMT only)
 Max. Cycles at Max. Process Temperature 3
 Process Temperature max. C 260

Material Info



*Series
image - Reference only*

EU RoHS

**ELV and RoHS
Compliant**

REACH SVHC

Contains SVHC: No

Halogen-Free

Status

Not Reviewed

China RoHS



**Need more information on product
environmental compliance?**

Email productcompliance@molex.com
 For a multiple part number RoHS Certificate of Compliance, [click here](#)

Please visit the [Contact Us](#) section for any non-product compliance questions.

Search Parts in this Series

[71308Series](#)

Reference - Drawing Numbers

Product Specification
Sales Drawing

PS-71308, RPS-71308-001
SD-71308-001

This document was generated on 03/30/2010

PLEASE CHECK WWW.MOLEX.COM FOR LATEST PART INFORMATION

OPTIONAL
PICK AND PLACE CAP
SEE NOTES 4 & 9.

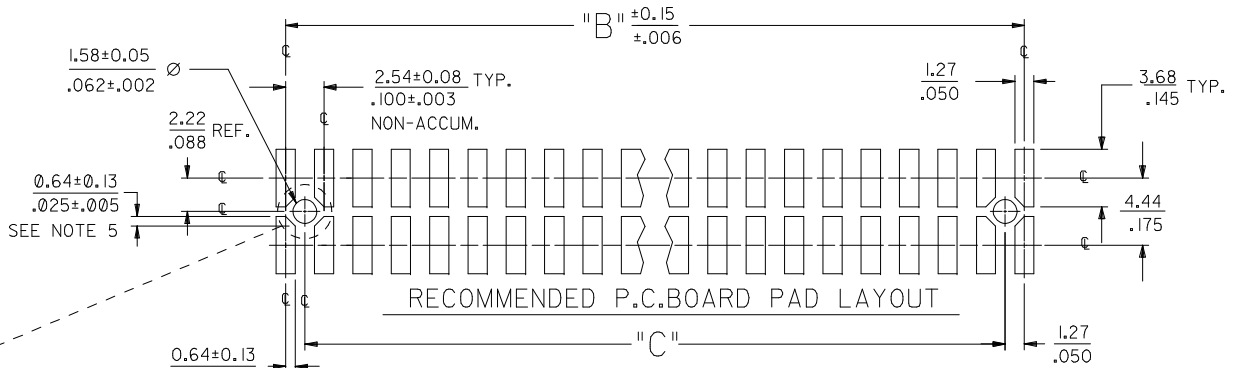


DIM. "M"	DIM. "G"
6.10 .240	10.67 .420
8.13 .320	12.70 .500

PEG OPTIONS



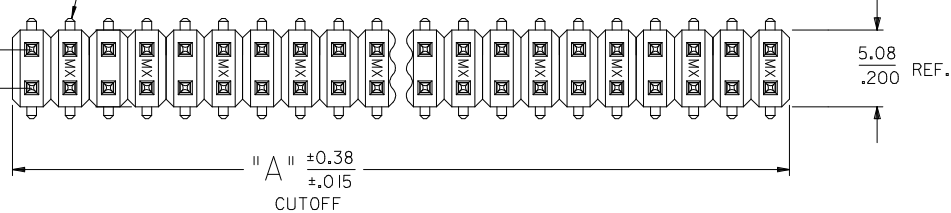
P.C. BOARD PAD LAYOUT
AT ENDS FOR NO PEG VERSION.



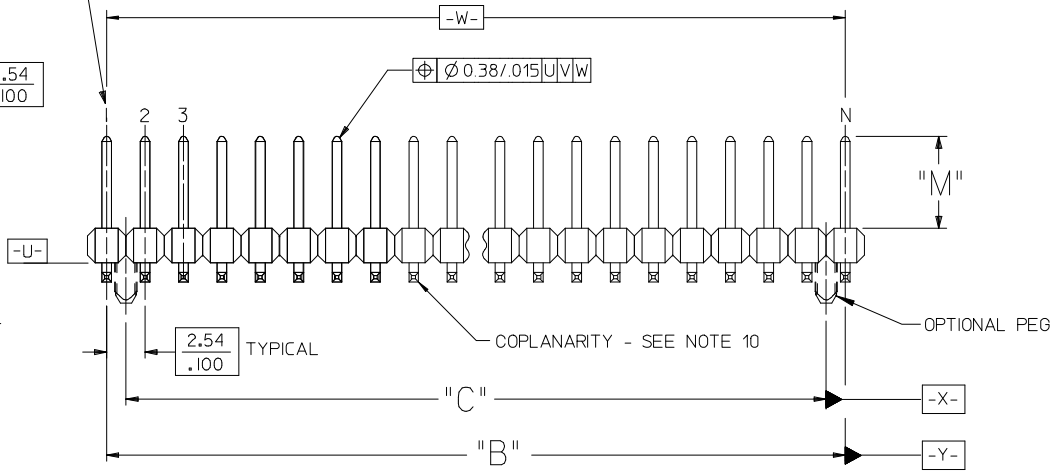
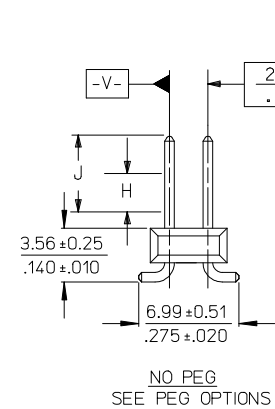
RECOMMENDED P.C. BOARD PAD LAYOUT

⊕ 0.50/.020|U|X FOR PARTS WITH PEGS
⊕ 0.50/.020|U|Y FOR PARTS WITHOUT PEGS

ROW "A"
ROW "B"



USED TO LOCATE VOIDED CIRCUITS



- NOTES:
- MATERIALS: INSULATOR: GLASS FILLED LIQUID CRYSTAL POLYMER (LCP), UL94 V-0, COLOR: BLACK
TERMINAL: COPPER ALLOY
 - FINISH:
59 TIN - 0.00150/.000059 MINIMUM BRIGHT TIN OVER NICKEL OVERALL.
150 TIN - 0.00381/.000150 MINIMUM BRIGHT TIN OVER NICKEL OVERALL.
15 GOLD - 0.00038/.000015 MINIMUM GOLD IN SELECT AREA OVER 0.00191/.000075 MINIMUM TIN IN SELECT AREA OVER NICKEL OVERALL.
30 GOLD - 0.00076/.000030 MINIMUM GOLD IN SELECT AREA OVER 0.00191/.000075 MINIMUM TIN IN SELECT AREA OVER NICKEL OVERALL.
50 GOLD - 0.00127/.000050 MINIMUM GOLD IN SELECT AREA OVER 0.00254/.000100 MINIMUM TIN IN SELECT AREA OVER NICKEL OVERALL.
* THE PRIMARY SHIPPING CARTON WILL BE LABELED "COMPLIANT TO RoHS DIRECTIVE 2002/95/EC AND ELV ANNEX II OF DIRECTIVE 2000/53/EC". CARTONS WITHOUT THIS LABEL MAY CONTAIN PRODUCT WITH LEAD.
 - PART TO CONFORM TO PS-71308.
 - PACKAGING (SEE CHARTS):
BULK: PER PK-70873-0353
TUBES: PER PK-70873-0041.
71308-82** IN TUBES: PER PK-70873-042.
TUBES W/ VAC CAPS: PER PK-70873-0691
TAPE AND REEL W/ VAC CAPS: PER PK-70873-0805.
SEE SHEET 3 FOR TAPE & REEL PRODUCT WITH SHALLOW POCKET REQUIREMENTS.

- TYP. DIMENSIONS FOR LANDS SURROUNDING HOLES FOR RETENTION PEGS.
- PIN SOLERABILITY PER MOLEX SPEC. ES-152.
- SEE SHEETS 2-5 FOR CHARTED DIMS., PART/EDP NO'S, AND VOIDED CIRCUITS.
- PIN PUSHOUT FORCE: 3 LBS. MINIMUM.
- PICK-N-PLACE CAPS WILL BE PLACED SO THAT VACUUM PICK UP AREA WILL BE IN CENTER OF PART.
- COPLANARITY FOR CIRCUIT SIZES UP TO 40 IS 0.15 MM/.006 INCH. FOR CIRCUIT SIZES 42 AND LARGER, CONTACT MOLEX SALES DEPARTMENT.
- THIS PART CONFORMS TO CLASS B REQUIREMENTS OF COSMETIC SPECIFICATION PS-45499-002.

REV	DESCRIPTION	QUALITY SYMBOLS	GENERAL TOLERANCES (UNLESS SPECIFIED)		DIMENSION STYLE		SCALE	DESIGN UNITS	THIRD ANGLE PROJECTION					
			mm	INCH	MM/IN	DATE								
K3	12CKT TAPE & REEL EC NO: UCP2009-2465 DRWN:KIPPER 2009/08/04 CHKD:SSOUSEK 2009/08/07 APPR:FSMITH 2009/08/10	▽=0 ▽=0	4 PLACES ± --- ± ---	3 PLACES ± --- ± .005	2 PLACES ± 0.13 ± .010	1 PLACE ± 0.25 ± ---	ANGULAR ± 1/2°	DRAWN BY KMS 1999/10/15	CHECKED BY KMS 1999/10/15	APPROVED BY KMS 1999/10/15	TITLE SALES ASSY INSULATOR DUAL ROW SMT W/BREAK-OFF .025SQ PIN GULLWING .100	MATERIAL NO. SEE TABLES	DOCUMENT NO. SD-71308-001	SHEET NO. 1 OF 6
DRAFT WHERE APPLICABLE MUST REMAIN WITHIN DIMENSIONS			THIS DRAWING CONTAINS INFORMATION THAT IS PROPRIETARY TO MOLEX INCORPORATED AND SHOULD NOT BE USED WITHOUT WRITTEN PERMISSION											

13	12	11	10	9	8	7	6	5	4	3	2	1				
PACKAGING SEE NOTE 4 SHT 1		4-6 CKT	BULK	TAPE-N-REEL W/ VAC CAPS	N/A	BULK	TAPE-N-REEL W/ VAC CAPS	N/A	BULK	TAPE-N-REEL W/ VAC CAPS	N/A	BULK	BULK			
		8-100 CKT	TUBES	TAPE-N-REEL W/ VAC CAPS	TUBES W/ VAC CAPS	TUBES	TAPE-N-REEL W/ VAC CAPS	TUBES W/ VAC CAPS	TUBES	TAPE-N-REEL W/ VAC CAPS	TUBES W/ VAC CAPS	TUBES	TUBES			
DIM. M ±0.25 MM				6.10 (.240)				6.10 (.240)				8.13 (.320)		8.13 (.320)		
PLATING				150 TIN				15 GOLD				15 GOLD		30 GOLD		
DIM. H				2.54 (.100)				2.54 (.100)				4.57 (.180)		4.57 (.180)		
DIM. J				5.08 (.200)				5.08 (.200)				7.11 (.280)		7.11 (.280)		
CKTS	DIM. A		DIM. B		EDP NUMBER	EDP NUMBER	EDP NUMBER	EDP NUMBER	EDP NUMBER	EDP NUMBER	EDP NUMBER	EDP NUMBER	EDP NUMBER	EDP NUMBER	CKTS	
	MM	IN	MM	IN												
04	5.08	.200	2.54	.100	015-91-2040	015-91-6040	N/A	015-91-0040	015-91-6042	N/A	015-91-3040	015-91-6043	N/A	015-91-0048	015-91-5049	04
06	7.62	.300	5.08	.200	015-91-2060	015-91-6060	N/A	015-91-0060	015-91-6062	N/A	015-91-3060	015-91-6063	N/A	015-91-0068	015-91-5069	06
08	10.16	.400	7.62	.300	015-91-2080	015-91-6080	015-91-3087	015-91-0080	015-91-6082	015-91-3086	015-91-3080	015-91-6083	015-91-3088	015-91-0088	015-91-5089	08
10	12.70	.500	10.16	.400	015-91-2100	015-91-6100	015-91-3107	015-91-0100	015-91-6102	015-91-3106	015-91-3100	015-91-6103	015-91-3108	015-91-0108	015-91-5109	10
12	15.24	.600	12.70	.500	015-91-2120	015-91-6120	015-91-3127	015-91-0120	015-91-6122	015-91-3126	015-91-3120	015-91-6123	015-91-3128	015-91-0128	015-91-5129	12
14	17.78	.700	15.24	.600	015-91-2140	015-91-6140	015-91-3147	015-91-0140	015-91-6142	015-91-3146	015-91-3140	015-91-6143	015-91-3148	015-91-0148	015-91-5149	14
16	20.32	.800	17.78	.700	015-91-2160	015-91-6160	015-91-3167	015-91-0160	015-91-6162	015-91-3166	015-91-3160	015-91-6163	015-91-3168	015-91-0168	015-91-5169	16
18	22.86	.900	20.32	.800	015-91-2180		015-91-3187	015-91-0180		015-91-3186	015-91-3180		015-91-3188	015-91-0188	015-91-5189	18
20	25.40	1.000	22.86	.900	015-91-2200	015-91-6200	015-91-3207	015-91-0200	015-91-6202	015-91-3206	015-91-3200	015-91-6203	015-91-3208	015-91-0208	015-91-5209	20
22	27.94	1.100	25.40	1.000	015-91-2220		015-91-3227	015-91-0220		015-91-3226	015-91-3220		015-91-3228	015-91-0228	015-91-5229	22
24	30.48	1.200	27.94	1.100	015-91-2240		015-91-3247	015-91-0240		015-91-3246	015-91-3240		015-91-3248	015-91-0248	015-91-5249	24
26	33.02	1.300	30.48	1.200	015-91-2260	015-91-6260	015-91-3267	015-91-0260	015-91-6262	015-91-3266	015-91-3260		015-91-3268	015-91-0268	015-91-5269	26
28	35.56	1.400	33.02	1.300	015-91-2280		015-91-3287	015-91-0280		015-91-3286	015-91-3280		015-91-3288	015-91-0288	015-91-5289	28
30	38.10	1.500	35.56	1.400	015-91-2300		015-91-3307	015-91-0300		015-91-3306	015-91-3300		015-91-3308	015-91-0308	015-91-5309	30
32	40.64	1.600	38.10	1.500	015-91-2320		015-91-3327	015-91-0320		015-91-3326	015-91-3320		015-91-3328	015-91-0328	015-91-5329	32
34	43.18	1.700	40.64	1.600	015-91-2340		015-91-3347	015-91-0340		015-91-3346	015-91-3340		015-91-3348	015-91-0348	015-91-5349	34
36	45.72	1.800	43.18	1.700	015-91-2360		015-91-3367	015-91-0360		015-91-3366	015-91-3360		015-91-3368	015-91-0368	015-91-5369	36
38	48.26	1.900	45.72	1.800	015-91-2380		015-91-3387	015-91-0380		015-91-3386	015-91-3380		015-91-3388	015-91-0388	015-91-5389	38
40	50.80	2.000	48.26	1.900	015-91-2400	015-91-6400	015-91-3407	015-91-0400	015-91-6402	015-91-3406	015-91-3400	015-91-6403	015-91-3408	015-91-0408	015-91-5409	40
42	53.34	2.100	50.80	2.000	015-91-2420		015-91-3427	015-91-0420		015-91-3426	015-91-3420		015-91-3428	015-91-0428	015-91-5429	42
44	55.88	2.200	53.34	2.100	015-91-2440		015-91-3447	015-91-0440		015-91-3446	015-91-3440		015-91-3448	015-91-0448	015-91-5449	44
46	58.42	2.300	55.88	2.200	015-91-2460		015-91-3467	015-91-0460		015-91-3466	015-91-3460		015-91-3468	015-91-0468	015-91-5469	46
48	60.96	2.400	58.42	2.300	015-91-2480		015-91-3487	015-91-0480		015-91-3486	015-91-3480		015-91-3488	015-91-0488	015-91-5489	48
50	63.50	2.500	60.96	2.400	015-91-2500	015-91-6500	015-91-3507	015-91-0500	015-91-6502	015-91-3506	015-91-3500	015-91-6503	015-91-3508	015-91-0508	015-91-5509	50
52	66.04	2.600	63.50	2.500	015-91-2520		015-91-3527	015-91-0520		015-91-3526	015-91-3520		015-91-3528	015-91-0528	015-91-5529	52
54	68.58	2.700	66.04	2.600	015-91-2540		015-91-3547	015-91-0540		015-91-3546	015-91-3540		015-91-3548	015-91-0548	015-91-5549	54
56	71.12	2.800	68.58	2.700	015-91-2560		015-91-3567	015-91-0560		015-91-3566	015-91-3560		015-91-3568	015-91-0568	015-91-5569	56
58	73.66	2.900	71.12	2.800	015-91-2580		015-91-3587	015-91-0580		015-91-3586	015-91-3580		015-91-3588	015-91-0588	015-91-5589	58
60	76.20	3.000	73.66	2.900	015-91-2600		015-91-3607	015-91-0600		015-91-3606	015-91-3600		015-91-3608	015-91-0608	015-91-5609	60
62	78.74	3.100	76.20	3.000	015-91-2620		015-91-3627	015-91-0620		015-91-3626	015-91-3620		015-91-3628	015-91-0628	015-91-5629	62
64	81.28	3.200	78.74	3.100	015-91-2640		015-91-3647	015-91-0640		015-91-3646	015-91-3640		015-91-3648	015-91-0648	015-91-5649	64
66	83.82	3.300	81.28	3.200	015-91-2660		015-91-3667	015-91-0660		015-91-3666	015-91-3660		015-91-3668	015-91-0668	015-91-5669	66
68	86.36	3.400	83.82	3.300	015-91-2680		015-91-3687	015-91-0680		015-91-3686	015-91-3680		015-91-3688	015-91-0688	015-91-5689	68
70	88.90	3.500	86.36	3.400	015-91-2700		015-91-3707	015-91-0700		015-91-3706	015-91-3700		015-91-3708	015-91-0708	015-91-5709	70
72	91.44	3.600	88.90	3.500	015-91-2720		015-91-3727	015-91-0720		015-91-3726	015-91-3720		015-91-3728	015-91-0728	015-91-5729	72
74	93.98	3.700	91.44	3.600	015-91-2740		015-91-3747	015-91-0740		015-91-3746	015-91-3740		015-91-3748	015-91-0748	015-91-5749	74
76	96.52	3.800	93.98	3.700	015-91-2760		015-91-3767	015-91-0760		015-91-3766	015-91-3760		015-91-3768	015-91-0768	015-91-5769	76
78	99.06	3.900	96.52	3.800	015-91-2780		015-91-3787	015-91-0780		015-91-3786	015-91-3780		015-91-3788	015-91-0788	015-91-5789	78
80	101.60	4.000	99.06	3.900	015-91-2800		015-91-3807	015-91-0800		015-91-3806	015-91-3800		015-91-3808	015-91-0808	015-91-5809	80
82	104.14	4.100	101.60	4.000	71308-0082		71308-0482	71308-0182		71308-0582	71308-0282		71308-0682	71308-1182	71308-1282	82
84	106.68	4.200	104.14	4.100	71308-0084		71308-0484	71308-0184		71308-0584	71308-0284		71308-0684	71308-1184	71308-1284	84
86	109.22	4.300	106.68	4.200	71308-0086		71308-0486	71308-0186		71308-0586	71308-0286		71308-0686	71308-1186	71308-1286	86
88	111.76	4.400	109.22	4.300	71308-0088		71308-0488	71308-0188		71308-0588	71308-0288		71308-0688	71308-1188	71308-1288	88
90	114.30	4.500	111.76	4.400	71308-0090		71308-0490	71308-0190		71308-0590	71308-0290		71308-0690	71308-1190	71308-1290	90
92	116.84	4.600	114.30	4.500	71308-0092		71308-0492	71308-0192		71308-0592	71308-0292		71308-0692	71308-1192	71308-1292	92
94	119.38	4.700	116.84	4.600	71308-0094		71308-0494	71308-0194		71308-0594	71308-0294		71308-0694	71308-1194	71308-1294	94
96	121.92	4.800	119.38	4.700	71308-0096		71308-0496	71308-0196		71308-0596	71308-0296		71308-0696	71308-1196	71308-1296	96
98	124.46	4.900	121.92	4.800	71308-0098		71308-0498	71308-0198		71308-0598	71308-0298		71308-0698	71308-1198	71308-1298	98
100	127.00	5.000	124.46	4.900	71308-0101		71308-0500	71308-0200		71308-0600	71308-0300		71308-0700	71308-1200	71308-1300	100

<p style="text-align: center; font-size: 24px; font-weight: bold;">NO PEG VERSION</p> <p style="text-align: center;">(SEE ALSO SHEET 3)</p>	<p style="writing-mode: vertical-rl; transform: rotate(180deg); font-size: 10px;"> SEE SHEET 1 EC NO: UCP2009-2465 DRWIN/KIPPER CHKD:SSOUSEK APPR:FSMITH </p>	<p style="writing-mode: vertical-rl; transform: rotate(180deg); font-size: 10px;"> QUALITY SYMBOLS ▽=0 ▽=0 </p>	<p>GENERAL TOLERANCES (UNLESS SPECIFIED)</p> <table border="1"> <tr> <th></th><th>mm</th><th>INCH</th></tr> <tr> <td>4 PLACES</td><td>± .005</td><td>± .0005</td></tr> <tr> <td>3 PLACES</td><td>± .005</td><td>± .0005</td></tr> <tr> <td>2 PLACES</td><td>± 0.13</td><td>± .010</td></tr> <tr> <td>1 PLACE</td><td>± 0.25</td><td>± .010</td></tr> </table>			mm	INCH	4 PLACES	± .005	± .0005	3 PLACES	± .005	± .0005	2 PLACES	± 0.13	± .010	1 PLACE	± 0.25	± .010	<p>DIMENSION STYLE</p> <p style="text-align: center; font-weight: bold;">MM/IN</p>	<p>SCALE</p> <p style="text-align: center; font-weight: bold;">INCH</p>	<p>DESIGN UNITS</p> <p style="text-align: center; font-weight: bold;">INCH</p>	<p>THIRD ANGLE PROJECTION</p>
				mm	INCH																		
			4 PLACES	± .005	± .0005																		
3 PLACES	± .005	± .0005																					
2 PLACES	± 0.13	± .010																					
1 PLACE	± 0.25	± .010																					
			<p>DRAWN BY</p> <p style="text-align: center;">KMS</p>	<p>DATE</p> <p style="text-align: center;">1999/10/15</p>	<p>TITLE</p> <p style="text-align: center; font-weight: bold;">SALES ASSY INSULATOR DUAL ROW SMT W/BREAK-OFF .025SQ PIN GULLWING .100</p>																		
			<p>CHECKED BY</p> <p style="text-align: center;">KMS</p>	<p>DATE</p> <p style="text-align: center;">1999/10/15</p>	<p>APPROVED BY</p> <p style="text-align: center;">KMS</p>			<p>DATE</p> <p style="text-align: center;">1999/10/15</p>	<p style="text-align: center; font-weight: bold;">MOLEX INCORPORATED</p>														
			<p>DRAFT WHERE APPLICABLE MUST REMAIN WITHIN DIMENSIONS</p>	<p>MATERIAL NO.</p> <p style="text-align: center; font-weight: bold;">SEE TABLE</p>	<p>DOCUMENT NO.</p> <p style="text-align: center; font-weight: bold;">SD-71308-001</p>	<p>SHEET NO.</p> <p style="text-align: center;">2 OF 6</p>		<p style="text-align: center; font-weight: bold;">INCORPORATED AND SHOULD NOT BE USED WITHOUT WRITTEN PERMISSION</p>															

IN TAPE AND REEL WITH SHALLOW POCKET TAPE													BULK / IN TUBES		
PACKAGING SEE NOTE 4, SHT 1		4-8 CKT	TAPE-N-REEL W/ VAC CAPS	TAPE-N-REEL W/ VAC CAPS									BULK	BULK	
		10-100 CKT	TAPE-N-REEL W/ VAC CAPS	TAPE-N-REEL W/ VAC CAPS									TUBES	TUBES	
DIM. M±0.25 MM			6.10 (.240)	6.10 (.240)									8.13 (.320)	13.59 (.535)	
PLATING			30 GOLD	15 GOLD									150 TIN	150 TIN	
DIM. H			2.54 (.100)	2.54 (.100)									4.57 (.180)	4.57 (.180)	
DIM. J			5.08 (.200)	5.08 (.200)									7.11 (.280)	7.11 (.280)	
CKTS	DIM. A		DIM. B		EDP NUMBER	EDP NUMBER							EDP NUMBER	EDP NUMBER	CKTS
	MM	IN	MM	IN											
04	5.08	.200	2.54	.100											04
06	7.62	.300	5.08	.200		015-91-6068									06
08	10.16	.400	7.62	.300		015-91-6088									08
10	12.70	.500	10.16	.400		015-91-6108							713088010	71308-8210	10
12	15.24	.600	12.70	.500											12
14	17.78	.700	15.24	.600	015-91-6148										14
16	20.32	.800	17.78	.700									713088016		16
18	22.86	.900	20.32	.800											18
20	25.40	1.000	22.86	.900											20
22	27.94	1.100	25.40	1.000											22
24	30.48	1.200	27.94	1.100											24
26	33.02	1.300	30.48	1.200											26
28	35.56	1.400	33.02	1.300											28
30	38.10	1.500	35.56	1.400											30
32	40.64	1.600	38.10	1.500											32
34	43.18	1.700	40.64	1.600											34
36	45.72	1.800	43.18	1.700											36
38	48.26	1.900	45.72	1.800											38
40	50.80	2.000	48.26	1.900											40
42	53.34	2.100	50.80	2.000											42
44	55.88	2.200	53.34	2.100											44
46	58.42	2.300	55.88	2.200											46
48	60.96	2.400	58.42	2.300											48
50	63.50	2.500	60.96	2.400											50
52	66.04	2.600	63.50	2.500											52
54	68.58	2.700	66.04	2.600											54
56	71.12	2.800	68.58	2.700											56
58	73.66	2.900	71.12	2.800											58
60	76.20	3.000	73.66	2.900											60
62	78.74	3.100	76.20	3.000											62
64	81.28	3.200	78.74	3.100											64
66	83.82	3.300	81.28	3.200											66
68	86.36	3.400	83.82	3.300											68
70	88.90	3.500	86.36	3.400											70
72	91.44	3.600	88.90	3.500											72
74	93.98	3.700	91.44	3.600											74
76	96.52	3.800	93.98	3.700											76
78	99.06	3.900	96.52	3.800											78
80	101.60	4.000	99.06	3.900											80
82	104.14	4.100	101.60	4.000											82
84	106.68	4.200	104.14	4.100											84
86	109.22	4.300	106.68	4.200											86
88	111.76	4.400	109.22	4.300											88
90	114.30	4.500	111.76	4.400											90
92	116.84	4.600	114.30	4.500											92
94	119.38	4.700	116.84	4.600											94
96	121.92	4.800	119.38	4.700											96
98	124.46	4.900	121.92	4.800											98
100	127.00	5.000	124.46	4.900											100

NO PEG VERSION

(ALSO SEE SHEET 2)

SEE SHEET 1

EC NO: UCP2009-2465

DRWN:KIPPER 2009/08/04

CHKD:SSOUSEK 2009/08/07

APPR:FSMITH 2009/08/10

REV: K3

QUALITY SYMBOLS

▽=0

▽=0

GENERAL TOLERANCES (UNLESS SPECIFIED)

mm		INCH	
4 PLACES	± .---	± .---	
3 PLACES	± .---	± .005	
2 PLACES	± 0.13	± .010	
1 PLACE	± 0.25	± .---	
ANGULAR ±1/2°			

DRAFT WHERE APPLICABLE MUST REMAIN WITHIN DIMENSIONS

DIMENSION STYLE

MM/IN

DRAWN BY	DATE
KMS	1999/10/15
CHECKED BY	DATE
KMS	1999/10/15
APPROVED BY	DATE
KMS	1999/10/15

MATERIAL NO. SEE TABLE

SIZE C

SCALE

DESIGN UNITS INCH

THIRD ANGLE PROJECTION

TITLE

SALES ASSY INSULATOR
DUAL ROW SMT W/BREAK-OFF
.025SQ PIN GULLWING .100

MOLEX MOLEX INCORPORATED

DOCUMENT NO. SD-71308-001

SHEET NO. 3 OF 6

THIS DRAWING CONTAINS INFORMATION THAT IS PROPRIETARY TO MOLEX INCORPORATED AND SHOULD NOT BE USED WITHOUT WRITTEN PERMISSION

	13	12	11	10	9	8	7	6	5	4	3	2	1																																													
J			PACKAGING SEE NOTE 4 SHT 1	4-8 CKT	BULK	TAPE-N-REEL W/ VAC CAPS	BULK	TAPE-N-REEL W/ VAC CAPS																																																		
				10-100 CKT	TUBES	TAPE-N-REEL W/ VAC CAPS	TUBES	TAPE-N-REEL W/ VAC CAPS						J																																												
			DIM. M±0.25 MM		6.10 (.240)		6.10 (.240)																																																			
			PLATING		30 GOLD		150 TIN																																																			
			DIM. H		2.54 (.100)		2.54 (.100)																																																			
			DIM. J		5.08 (.200)		5.08 (.200)																																																			
I	CKTS	DIM. A		DIM. B		DIM. C		EDP NUMBER	EDP NUMBER	EDP NUMBER	EDP NUMBER	EDP NUMBER	EDP NUMBER	EDP NUMBER	CKTS																																											
		MM	IN	MM	IN	MM	IN																																																			
	04	5.08	.200	2.54	.100	----	----	015-91-1048	015-91-6047						04																																											
	06	7.62	.300	5.08	.200	2.54	.100	015-91-1068	015-91-6067	71308-6106	71308-6206				06																																											
	08	10.16	.400	7.62	.300	5.08	.200	015-91-1088	015-91-6087	71308-6108	71308-6208				08																																											
	10	12.70	.500	10.16	.400	7.62	.300	015-91-1108	015-91-6107	71308-6110	71308-6210				10																																											
	12	15.24	.600	12.70	.500	10.16	.400	015-91-1128							12																																											
	14	17.78	.700	15.24	.600	12.70	.500	015-91-1148	015-91-6147						14																																											
	16	20.32	.800	17.78	.700	15.24	.600	015-91-1168	015-91-6167						16																																											
	18	22.86	.900	20.32	.800	17.78	.700	015-91-1188							18																																											
	20	25.40	1.000	22.86	.900	20.32	.800	015-91-1208	015-91-6207						20																																											
	22	27.94	1.100	25.40	1.000	22.86	.900	015-91-1228							22																																											
	24	30.48	1.200	27.94	1.100	25.40	1.000	015-91-1248							24																																											
	26	33.02	1.300	30.48	1.200	27.94	1.100	015-91-1268		71308-6126					26																																											
	28	35.56	1.400	33.02	1.300	30.48	1.200	015-91-1288							28																																											
	30	38.10	1.500	35.56	1.400	33.02	1.300	015-91-1308							30																																											
	32	40.64	1.600	38.10	1.500	35.56	1.400	015-91-1328							32																																											
	34	43.18	1.700	40.64	1.600	38.10	1.500	015-91-1348							34																																											
	36	45.72	1.800	43.18	1.700	40.64	1.600	015-91-1368							36																																											
	38	48.26	1.900	45.72	1.800	43.18	1.700	015-91-1388							38																																											
	40	50.80	2.000	48.26	1.900	45.72	1.800	015-91-1408	015-91-6407						40																																											
	42	53.34	2.100	50.80	2.000	48.26	1.900	015-91-1428							42																																											
	44	55.88	2.200	53.34	2.100	50.80	2.000	015-91-1448							44																																											
	46	58.42	2.300	55.88	2.200	53.34	2.100	015-91-1468							46																																											
	48	60.96	2.400	58.42	2.300	55.88	2.200	015-91-1488							48																																											
	50	63.50	2.500	60.96	2.400	58.42	2.300	015-91-1508	015-91-6507						50																																											
	52	66.04	2.600	63.50	2.500	60.96	2.400	015-91-1528							52																																											
	54	68.58	2.700	66.04	2.600	63.50	2.500	015-91-1548							54																																											
	56	71.12	2.800	68.58	2.700	66.04	2.600	015-91-1568							56																																											
	58	73.66	2.900	71.12	2.800	68.58	2.700	015-91-1588							58																																											
	60	76.20	3.000	73.66	2.900	71.12	2.800	015-91-1608							60																																											
	62	78.74	3.100	76.20	3.000	73.66	2.900	015-91-1628							62																																											
	64	81.28	3.200	78.74	3.100	76.20	3.000	015-91-1648							64																																											
	66	83.82	3.300	81.28	3.200	78.74	3.100	015-91-1668							66																																											
	68	86.36	3.400	83.82	3.300	81.28	3.200	015-91-1688							68																																											
	70	88.90	3.500	86.36	3.400	83.82	3.300	015-91-1708							70																																											
	72	91.44	3.600	88.90	3.500	86.36	3.400	015-91-1728							72																																											
	74	93.98	3.700	91.44	3.600	88.90	3.500	015-91-1748							74																																											
	76	96.52	3.800	93.98	3.700	91.44	3.600	015-91-1768							76																																											
	78	99.06	3.900	96.52	3.800	93.98	3.700	015-91-1788							78																																											
	80	101.60	4.000	99.06	3.900	96.52	3.800	015-91-1808							80																																											
	82	104.14	4.100	101.60	4.000	99.06	3.900	71308-6082							82																																											
	84	106.68	4.200	104.14	4.100	101.60	4.000	71308-6084							84																																											
	86	109.22	4.300	106.68	4.200	104.14	4.100	71308-6086							86																																											
	88	111.76	4.400	109.22	4.300	106.68	4.200	71308-6088							88																																											
	90	114.30	4.500	111.76	4.400	109.22	4.300	71308-6090							90																																											
	92	116.84	4.600	114.30	4.500	111.76	4.400	71308-6092							92																																											
	94	119.38	4.700	116.84	4.600	114.30	4.500	71308-6094							94																																											
	96	121.92	4.800	119.38	4.700	116.84	4.600	71308-6096							96																																											
	98	124.46	4.900	121.92	4.800	119.38	4.700	71308-6098							98																																											
	100	127.00	5.000	124.46	4.900	121.92	4.800	71308-6100							100																																											
B	SHORT PEG VERSION (.055")													B																																												
A	<table border="1"> <tr> <td rowspan="5"> SEE SHEET 1 EC NO: UCP2009-2465 DRW:MKIPPER 2009/08/04 CHKD:SSOUSEK 2009/08/07 APPR:FSMITH 2009/08/10 K3 </td> <td>QUALITY SYMBOLS</td> <td colspan="2">GENERAL TOLERANCES (UNLESS SPECIFIED)</td> <td colspan="2">DIMENSION STYLE</td> <td>SCALE</td> <td>DESIGN UNITS</td> <td colspan="2">THIRD ANGLE PROJECTION</td> </tr> <tr> <td rowspan="2"> ▽=0 ▽=0 </td> <td>mm</td> <td>INCH</td> <td colspan="2">MM/IN</td> <td rowspan="2"> DRAWN BY DATE KMS 1999/10/15 CHECKED BY DATE KMS 1999/10/15 APPROVED BY DATE KMS 1999/10/15 </td> <td rowspan="2"> TITLE SALES ASSY INSULATOR DUAL ROW SMT W/BREAK-OFF .025SQ PIN GULLWING .100 MOLEX INCORPORATED </td> <td rowspan="2"> MATERIAL NO. SEE TABLE </td> <td rowspan="2"> DOCUMENT NO. SD-71308-001 </td> <td rowspan="2"> SHEET NO. 5 OF 6 </td> </tr> <tr> <td>4 PLACES ± --- ± ---</td> <td>3 PLACES ± --- ± .005</td> <td>2 PLACES ± 0.13 ± .010</td> <td>1 PLACE ± 0.25 ± ---</td> </tr> <tr> <td colspan="2">ANGULAR ±1/2°</td> <td colspan="3">DRAFT WHERE APPLICABLE MUST REMAIN WITHIN DIMENSIONS</td> <td colspan="5">THIS DRAWING CONTAINS INFORMATION THAT IS PROPRIETARY TO MOLEX INCORPORATED AND SHOULD NOT BE USED WITHOUT WRITTEN PERMISSION</td> </tr> <tr> <td colspan="10"></td> </tr> </table>													SEE SHEET 1 EC NO: UCP2009-2465 DRW:MKIPPER 2009/08/04 CHKD:SSOUSEK 2009/08/07 APPR:FSMITH 2009/08/10 K3	QUALITY SYMBOLS	GENERAL TOLERANCES (UNLESS SPECIFIED)		DIMENSION STYLE		SCALE	DESIGN UNITS	THIRD ANGLE PROJECTION		▽=0 ▽=0	mm	INCH	MM/IN		DRAWN BY DATE KMS 1999/10/15 CHECKED BY DATE KMS 1999/10/15 APPROVED BY DATE KMS 1999/10/15	TITLE SALES ASSY INSULATOR DUAL ROW SMT W/BREAK-OFF .025SQ PIN GULLWING .100 MOLEX INCORPORATED	MATERIAL NO. SEE TABLE	DOCUMENT NO. SD-71308-001	SHEET NO. 5 OF 6	4 PLACES ± --- ± ---	3 PLACES ± --- ± .005	2 PLACES ± 0.13 ± .010	1 PLACE ± 0.25 ± ---	ANGULAR ±1/2°		DRAFT WHERE APPLICABLE MUST REMAIN WITHIN DIMENSIONS			THIS DRAWING CONTAINS INFORMATION THAT IS PROPRIETARY TO MOLEX INCORPORATED AND SHOULD NOT BE USED WITHOUT WRITTEN PERMISSION															A
SEE SHEET 1 EC NO: UCP2009-2465 DRW:MKIPPER 2009/08/04 CHKD:SSOUSEK 2009/08/07 APPR:FSMITH 2009/08/10 K3	QUALITY SYMBOLS	GENERAL TOLERANCES (UNLESS SPECIFIED)		DIMENSION STYLE		SCALE	DESIGN UNITS	THIRD ANGLE PROJECTION																																																		
	▽=0 ▽=0	mm	INCH	MM/IN		DRAWN BY DATE KMS 1999/10/15 CHECKED BY DATE KMS 1999/10/15 APPROVED BY DATE KMS 1999/10/15	TITLE SALES ASSY INSULATOR DUAL ROW SMT W/BREAK-OFF .025SQ PIN GULLWING .100 MOLEX INCORPORATED	MATERIAL NO. SEE TABLE	DOCUMENT NO. SD-71308-001	SHEET NO. 5 OF 6																																																
		4 PLACES ± --- ± ---	3 PLACES ± --- ± .005	2 PLACES ± 0.13 ± .010	1 PLACE ± 0.25 ± ---																																																					
	ANGULAR ±1/2°		DRAFT WHERE APPLICABLE MUST REMAIN WITHIN DIMENSIONS			THIS DRAWING CONTAINS INFORMATION THAT IS PROPRIETARY TO MOLEX INCORPORATED AND SHOULD NOT BE USED WITHOUT WRITTEN PERMISSION																																																				
	12	11	10	9	8	7	6	5	4	3	2	1																																														

PEG OPTION

NO PEG VERSION

NO PEG VERSION

LONG PEG VERSION (.130")

SHORT PEG VERSION (.055")

PACKAGING SEE NOTE 4, SHT 1	4-6 CKT		BULK	TAPE-N-REEL W/VAC CAPS	N/A	4-8 CKT	TAPE-N-REEL W/VAC CAPS	BULK	BULK	BULK	TAPE-N-REEL W/VAC CAPS	BULK	BULK	TAPE-N-REEL W/VAC CAPS	
	8-100 CKT		TUBES	TAPE-N-REEL W/VAC CAPS	TUBES W/ VAC CAPS	10-100 CKT	TAPE-N-REEL W/VAC CAPS	TUBES	TUBES	TUBES	TAPE-N-REEL W/VAC CAPS	TUBES	BULK	TAPE-N-REEL W/ VAC CAPS	
DIM. M=0.25 MM			6.10 (.240)			8.13(.320)			13.59(.535)	6.10(.240)		8.13(.320)		6.10 (.240)	
PLATING			59 TIN			59 TIN			59 TIN	59 TIN		59 TIN		59 TIN	
DIM. H			2.54(.100)			4.57(.180)			4.57(.180)	2.54(.100)		4.57(.180)		2.54(.100)	
DIM. J			5.08(.200)			7.11(.280)			7.11(.280)	5.08(.200)		7.11(.280)		5.08(.200)	

CKTS	DIM. A		DIM. B		DIM. C		EDP NUMBER	EDP NUMBER	EDP NUMBER	EDP NUMBER	EDP NUMBER	EDP NUMBER	EDP NUMBER	EDP NUMBER	EDP NUMBER	CKTS
	MM	IN	MM	IN	MM	IN										
04	5.08	.200	2.54	.100	---	---	71308-5404	71308-5504	N/A				71308-6404	71308-6504	71308-6604	04
06	7.62	.300	5.08	.200	2.54	.100	71308-5406	71308-5506	N/A				71308-6406	71308-6506	71308-6606	06
08	10.16	.400	7.62	.300	5.08	.200	71308-5408	71308-5508	71308-5608				71308-6408	71308-6508	71308-6608	08
10	12.70	.500	10.16	.400	7.62	.300	71308-5410	71308-5510	71308-5610		71308-5810	71308-5910	71308-6410	71308-6510	71308-6610	10
12	15.24	.600	12.70	.500	10.16	.400	71308-5412	71308-5512	71308-5612				71308-6412		71308-6612	12
14	17.78	.700	15.24	.600	12.70	.500	71308-5414	71308-5514	71308-5614				71308-6414	71308-6514	71308-6614	14
16	20.32	.800	17.78	.700	15.24	.600	71308-5416	71308-5516	71308-5616		71308-5816		71308-6416	71308-6516	71308-6616	16
18	22.86	.900	20.32	.800	17.78	.700	71308-5418		71308-5618				71308-6418		71308-6618	18
20	25.40	1.000	22.86	.900	20.32	.800	71308-5420	71308-5520					71308-6420		71308-6620	20
22	27.94	1.100	25.40	1.000	22.86	.900	71308-5422		71308-5622				71308-6422		71308-6622	22
24	30.48	1.200	27.94	1.100	25.40	1.000	71308-5424		71308-5624		71308-5724	71308-5824	71308-6424		71308-6624	24
26	33.02	1.300	30.48	1.200	27.94	1.100	71308-5426		71308-5626				71308-6426		71308-6626	26
28	35.56	1.400	33.02	1.300	30.48	1.200	71308-5428		71308-5628				71308-6428		71308-6628	28
30	38.10	1.500	35.56	1.400	33.02	1.300	71308-5430		71308-5630				71308-6430		71308-6630	30
32	40.64	1.600	38.10	1.500	35.56	1.400	71308-5432		71308-5632				71308-6432		71308-6632	32
34	43.18	1.700	40.64	1.600	38.10	1.500	71308-5434		71308-5634				71308-6434		71308-6634	34
36	45.72	1.800	43.18	1.700	40.64	1.600	71308-5436		71308-5636				71308-6436		71308-6636	36
38	48.26	1.900	45.72	1.800	43.18	1.700	71308-5438		71308-5638				71308-6438		71308-6638	38
40	50.80	2.000	48.26	1.900	45.72	1.800	71308-5440	71308-5540	71308-5640				71308-6440		71308-6640	40
42	53.34	2.100	50.80	2.000	48.26	1.900	71308-5442		71308-5642				71308-6442		71308-6642	42
44	55.88	2.200	53.34	2.100	50.80	2.000	71308-5444		71308-5644				71308-6444		71308-6644	44
46	58.42	2.300	55.88	2.200	53.34	2.100	71308-5446		71308-5646				71308-6446		71308-6646	46
48	60.96	2.400	58.42	2.300	55.88	2.200	71308-5448		71308-5648				71308-6448		71308-6648	48
50	63.50	2.500	60.96	2.400	58.42	2.300	71308-5450	71308-5550	71308-5650				71308-6450	71308-6550	71308-6650	50
52	66.04	2.600	63.50	2.500	60.96	2.400	71308-5452		71308-5652				71308-6452		71308-6652	52
54	68.58	2.700	66.04	2.600	63.50	2.500	71308-5454		71308-5654				71308-6454		71308-6654	54
56	71.12	2.800	68.58	2.700	66.04	2.600	71308-5456		71308-5656				71308-6456		71308-6656	56
58	73.66	2.900	71.12	2.800	68.58	2.700	71308-5458		71308-5658				71308-6458		71308-6658	58
60	76.20	3.000	73.66	2.900	71.12	2.800	71308-5460		71308-5660				71308-6460		71308-6660	60
62	78.74	3.100	76.20	3.000	73.66	2.900	71308-5462		71308-5662				71308-6462		71308-6662	62
64	81.28	3.200	78.74	3.100	76.20	3.000	71308-5464		71308-5664				71308-6464		71308-6664	64
66	83.82	3.300	81.28	3.200	78.74	3.100	71308-5466		71308-5666				71308-6466		71308-6666	66
68	86.36	3.400	83.82	3.300	81.28	3.200	71308-5468		71308-5668				71308-6468		71308-6668	68
70	88.90	3.500	86.36	3.400	83.82	3.300	71308-5470		71308-5670				71308-6470		71308-6670	70
72	91.44	3.600	88.90	3.500	86.36	3.400	71308-5472		71308-5672				71308-6472		71308-6672	72
74	93.98	3.700	91.44	3.600	88.90	3.500	71308-5474		71308-5674				71308-6474		71308-6674	74
76	96.52	3.800	93.98	3.700	91.44	3.600	71308-5476		71308-5676				71308-6476		71308-6676	76
78	99.06	3.900	96.52	3.800	93.98	3.700	71308-5478		71308-5678				71308-6478		71308-6678	78
80	101.60	4.000	99.06	3.900	96.52	3.800	71308-5480		71308-5680				71308-6480		71308-6680	80
82	104.14	4.100	101.60	4.000	99.06	3.900	71308-5482		71308-5682				71308-6482		71308-6682	82
84	106.68	4.200	104.14	4.100	101.60	4.000	71308-5484		71308-5684				71308-6484		71308-6684	84
86	109.22	4.300	106.68	4.200	104.14	4.100	71308-5486		71308-5686				71308-6486		71308-6686	86
88	111.76	4.400	109.22	4.300	106.68	4.200	71308-5488		71308-5688				71308-6488		71308-6688	88
90	114.30	4.500	111.76	4.400	109.22	4.300	71308-5490		71308-5690				71308-6490		71308-6690	90
92	116.84	4.600	114.30	4.500	111.76	4.400	71308-5492		71308-5692				71308-6492		71308-6692	92
94	119.38	4.700	116.84	4.600	114.30	4.500	71308-5494		71308-5694				71308-6494		71308-6694	94
96	121.92	4.800	119.38	4.700	116.84	4.600	71308-5496		71308-5696				71308-6496		71308-6696	96
98	124.46	4.900	121.92	4.800	119.38	4.700	71308-5498		71308-5698				71308-6498		71308-6698	98
100	127.00	5.000	124.46	4.900	121.92	4.800	71308-5500		71308-5700				71308-6500		71308-6700	100

59 TIN PLATE ASSEMBLIES

SEE SHEET 1
EC NO: UCP2009-2465
DRAWN: KIPPER
CHKD: SSOUSEK
APPR: F.SMLTH

2009/08/04
2009/08/07
2009/08/10

DESCRIPTION

REV: K3

QUALITY SYMBOLS

▽=0
▽=0

GENERAL TOLERANCES (UNLESS SPECIFIED)

	mm	INCH
4 PLACES	± .005	± .0005
3 PLACES	± .005	± .0005
2 PLACES	± 0.13	± .010
1 PLACE	± 0.25	± .010

ANGULAR ±1/2°

DRAFT WHERE APPLICABLE MUST REMAIN WITHIN DIMENSIONS

DIMENSION STYLE

MM/IN

DRAWN BY: KMS
DATE: 1999/10/15

CHECKED BY: KMS
DATE: 1999/10/15

APPROVED BY: KMS
DATE: 1999/10/15

MATERIAL NO. SEE TABLE

SIZE: C

SCALE: 1:1

DESIGN UNITS: INCH

THIRD ANGLE PROJECTION

TITLE: SALES ASSY INSULATOR
DUAL ROW SMT W/BREAK-OFF
.025SQ PIN GULLWING .100

MOLEX INCORPORATED

DOCUMENT NO. SD-71308-001

SHEET NO. 6 OF 6

THIS DRAWING CONTAINS INFORMATION THAT IS PROPRIETARY TO MOLEX INCORPORATED AND SHOULD NOT BE USED WITHOUT WRITTEN PERMISSION