



TAI-SAW TECHNOLOGY CO., LTD.

No. 3, Industrial 2nd Rd., Ping-Chen Industrial District,
Taoyuan, 324, Taiwan, R.O.C.

TEL: 886-3-4690038 FAX: 886-3-4697532

E-mail: tstsales@mail.taisaw.com Web: www.taisaw.com

Approval Sheet For Product Specification

Issued Date: 2006 Mar. 20 (REV NO.: 2.0)

Product Name: SMD 8.2x6.0 Baby Monitor VCO

TST Parts No.: TV0114B

Customer Parts No.: _____

Company: _____
Division: _____
Approved by : _____
Date: _____

Checked by: _____ Eric Wu

Approval by: _____ TF Yang

Date: _____ 2006 Mar. 20



TAI-SAW TECHNOLOGY CO., LTD.

No. 3, Industrial 2nd Rd., Ping-Chen Industrial District,
Taoyuan, 324, Taiwan, R.O.C.

TEL: 886-3-4690038 FAX: 886-3-4697532

E-mail: tstsales@mail.taisaw.com Web: www.taisaw.com

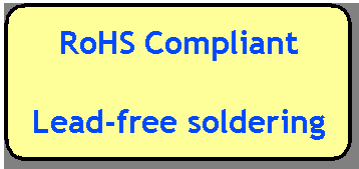
SMD 8.2x6.0 Baby Monitor VCO

MODEL NO.: TV0114B

REV. NO.:2.0

Description and Applications:

Part will serve as VCO for Baby Monitor.



Conditions:

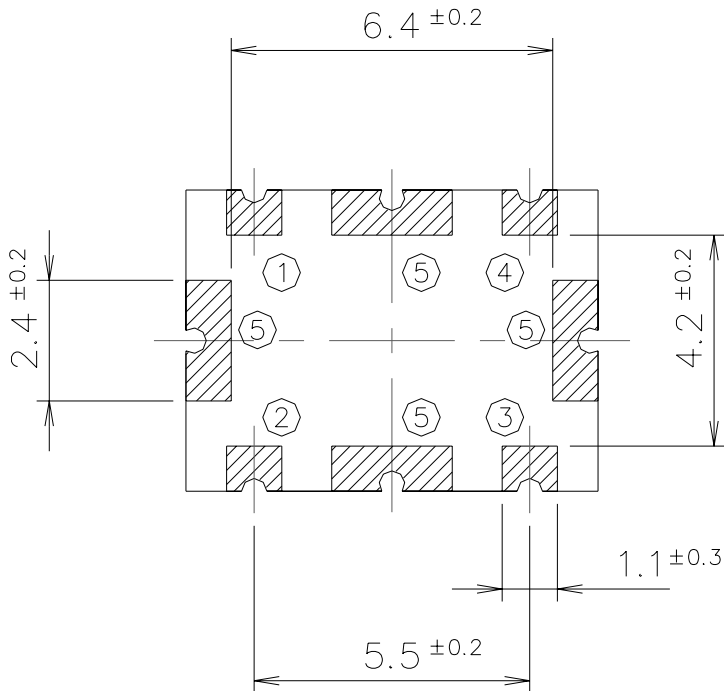
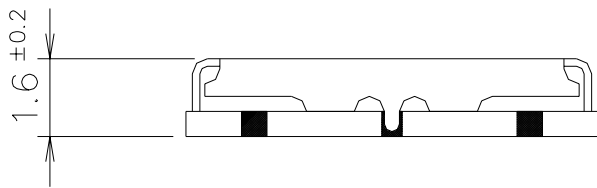
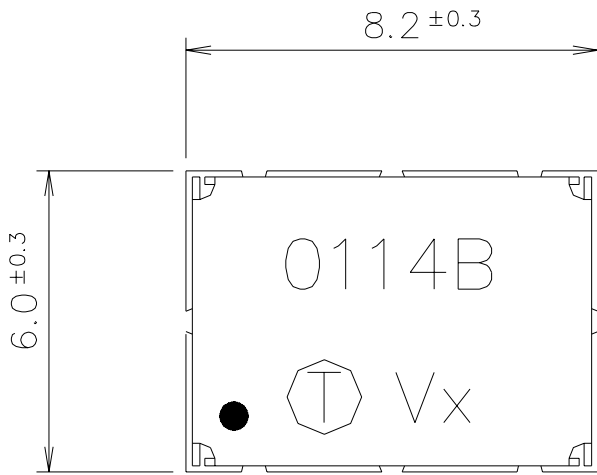
Parameter	Symbol	Limits			Units
		min.	typ.	max.	
Supply Voltage	V_{cc}	2.565	2.85	3.135	V
Control Voltage Range	V_t	0.5	1.5	2.5	V
Load Impedance	-	-	50	-	Ohm
Temperature Range	-	4.4	-	37.8	°C

Electrical Specifications:

For different applications, the specification change is possible. Please contact TST sales representative or application engineer for your requirement.

Parameter		Condition	Limits			Units
			min.	typ.	max.	
Current Consumption	25+3 deg.C	-	-	-	50	mA
Operation Frequency Range	25+3 deg.C	-	908.5	-	921.5	MHz
Control Voltage Sensitivity	25+3 deg.C	-	15	25	35	MHz/V
Output Level	25+3 deg.C	-	+5	+7.5	+10	dBm
C/N	25+3 deg.C	25 KHz sep.	108	-	-	dBc/Hz
Pushing Figure	25+3 deg.C	$V_{cc}=2.85\pm 0.285$ V, ref $V_{cc}=2.85$ V	-2.5	-	+2.5	MHz
Pulling Figure	25+3 deg.C	VSWR=2.0 for all phase, ref:50Ohm	-1	-	1	MHz
Harmonics (2fo, 3fo, 4fo)	25+3 deg.C		-	-	-15	dBc
Temperature drift	40~10 0 deg.F	Or 4.4~37.8 deg.C @908.5~921.5 MHz	-0.5	-	0.5	MHz

Mechanical Dimensions (mm):



NO.	T-Name
1	RF out
2	Vcc
3	Vcont (Vt)
4	GND
5	GND

Marking:

Line 1: TST P/N (0114B)

Line 2: TST Logo + VCO Product Code + Date Code

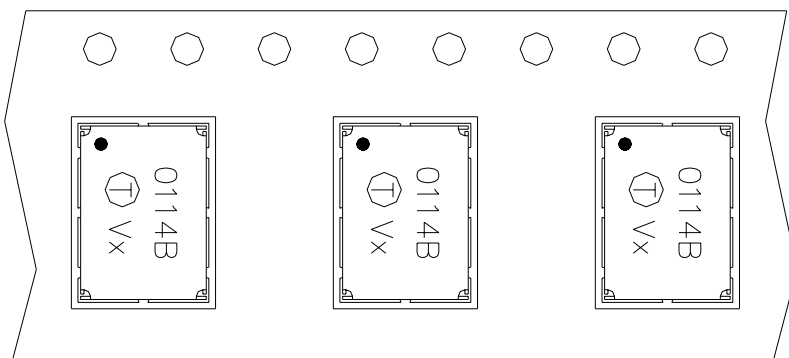
Product Code Table:

Year	2001 2005	2002 2006	2003 2007	2004 2008
Product Code	V	v	<u>V</u>	<u>v</u>

Date Code Table:

WK01	WK02	WK03	WK04	WK05	WK06	WK07	WK08	WK09	WK10	WK11	WK12	WK13
A	B	C	D	E	F	G	H	I	J	K	L	M
WK14	WK15	WK16	WK17	WK18	WK19	WK20	WK21	WK22	WK23	WK24	WK25	WK26
N	O	P	Q	R	S	T	U	V	W	X	Y	Z
WK27	WK28	WK29	WK30	WK31	WK32	WK33	WK34	WK35	WK36	WK37	WK38	WK39
a	b	c	d	e	f	g	h	i	j	k	l	m
WK40	WK41	WK42	WK43	WK44	WK45	WK46	WK47	WK48	WK49	WK50	WK51	WK52
n	o	p	q	r	s	t	u	v	w	x	y	z

Part Orientation:



8.2x6.0mm Package Carrier Tape

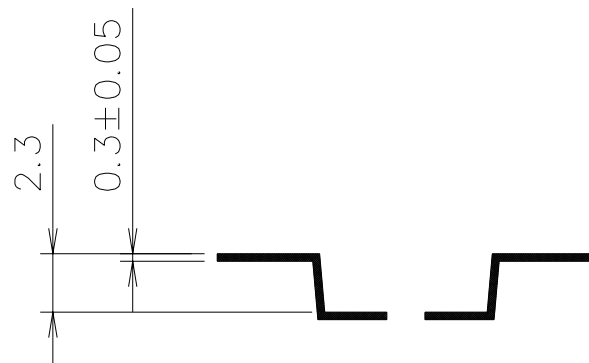
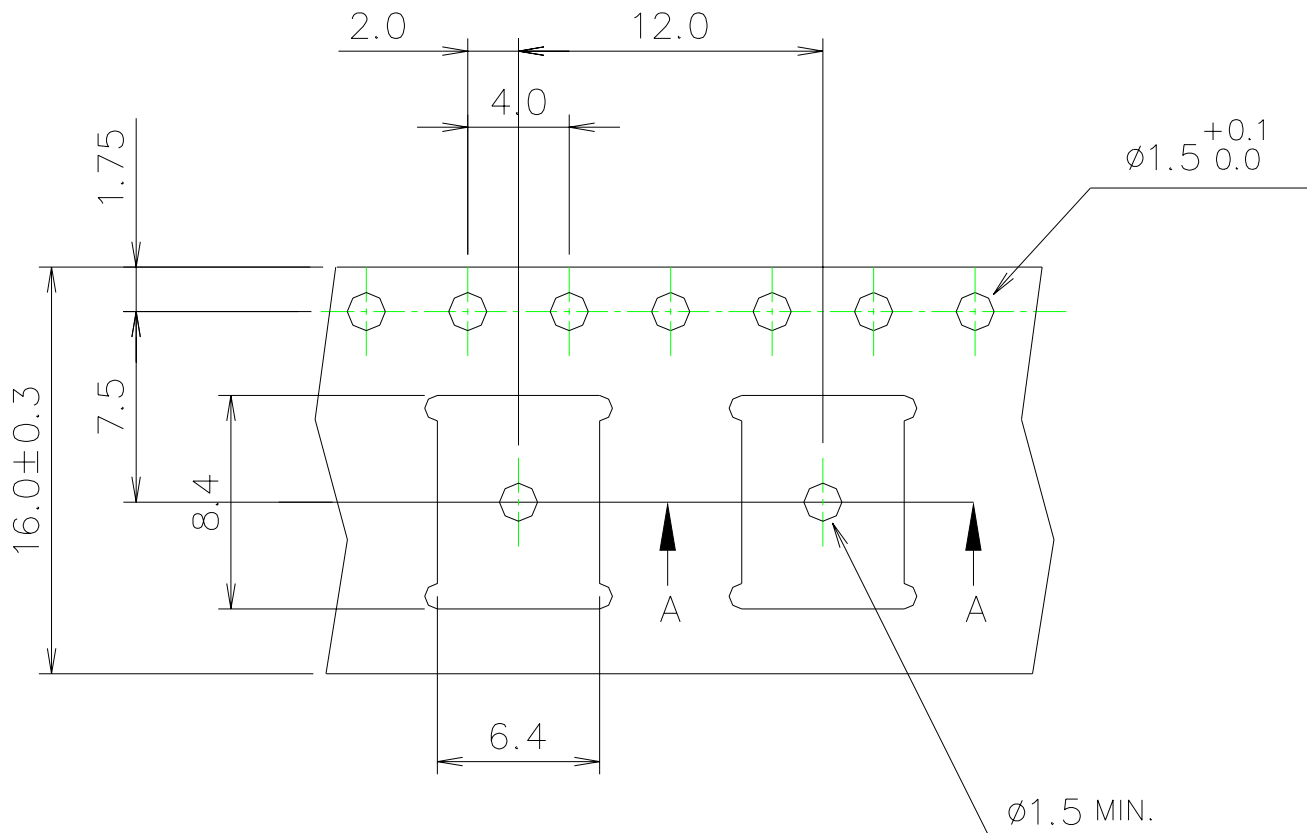
Tape Width: 16 mm

Tape Pitch (part to part): 12 mm

Reel Diameter: 320.2mm (13 inch)

Quantity per reel: 2000

Tape & Reel:



SECTION A-A

[NOTE]

1. UNIT : MM.
2. UNLESS OTHERWISE SPECIFIED TOLERANCE ON DIM. ± 0.1 MM.
3. MATERIAL : CONDUCTIVE POLYSTYRENE.
4. COLOR : BLACK.
5. 10 PITCH CUMULATIVE TOLERANCE ± 0.2 MM.