



Micro Commercial Components

Micro Commercial Components  
 20736 Marilla Street Chatsworth  
 CA 91311  
 Phone: (818) 701-4933  
 Fax: (818) 701-4939

# MBR1020FCT THRU MBR10100FCT

## 10 Amp Schottky Barrier Rectifier 20 to 100 Volts

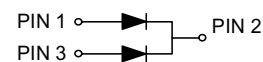
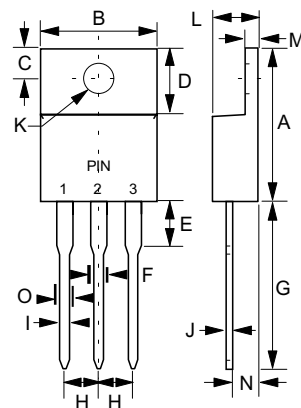
### Features

- Low Power Loss
- High Efficiency
- Low Forward Voltage , High Current Capability
- High surge capacity
- Lead Free Finish/RoHS Compliant(Note 1) ("P" Suffix designates RoHS Compliant. See ordering information)
- Case Material: Molded Plastic. UL Flammability Classification Rating 94V-0 and MSL Rating 1

### Maximum Ratings

- Operating Junction Temperature: -50°C to +150°C
- Storage Temperature: -50°C to +150°C

### ITO-220AB



MCC Catalog Number	Device Marking	Maximum Recurrent Peak Reverse Voltage	Maximum RMS Voltage	Maximum DC Blocking Voltage
MBR1020FCT	MBR1020FCT	20V	14V	20V
MBR1030FCT	MBR1030FCT	30V	21V	30V
MBR1040FCT	MBR1040FCT	40V	28V	40V
MBR1045FCT	MBR1045FCT	45V	31.5V	45V
MBR1050FCT	MBR1050FCT	50V	35V	50V
MBR1060FCT	MBR1060FCT	60V	42V	60V
MBR1080FCT	MBR1080FCT	80V	56V	80V
MBR10100FCT	MBR10100FCT	100V	70V	100V

### Electrical Characteristics @ 25°C Unless Otherwise Specified

Average Forward Current	$I_{F(AV)}$	10 A	$T_C = 100^\circ\text{C}$
Peak Forward Surge Current	$I_{FSM}$	120A	8.3ms, half sine
Maximum Instantaneous Forward Voltage 1020FCT-1045FCT 1050FCT-1060FCT 1080FCT-10100FCT	$V_F$	.55V .75V .85V	$T_J = 25^\circ\text{C}$ $I_{FM} = 5A;$
Maximum DC Reverse Current At Rated DC Blocking Voltage	$I_R$	0.1mA 50mA	$T_C = 25^\circ\text{C}$ $T_C = 100^\circ\text{C}$

DIM	INCHES		MM		NOTE
	MIN	MAX	MIN	MAX	
A	.583	.642	14.80	16.30	
B	---	.406	---	10.30	
C	.100	.112	2.55	2.85	
D	.248	.272	6.30	6.90	
E	---	.161	---	4.10	
F	---	.071	---	1.80	
G	.512	.543	13.00	13.80	
H	---	.100	---	2.55	
I	---	.035	---	0.90	
J	---	.032	---	0.80	
K	.118	.134	3.00	3.40	∅
L	---	.189	---	4.80	
M	---	.130	---	3.30	
N	.098	.114	2.50	2.90	
O	---	.055	---	1.40	

Notes: 1. High Temperature Solder Exemption Applied, see EU Directive Annex 7.

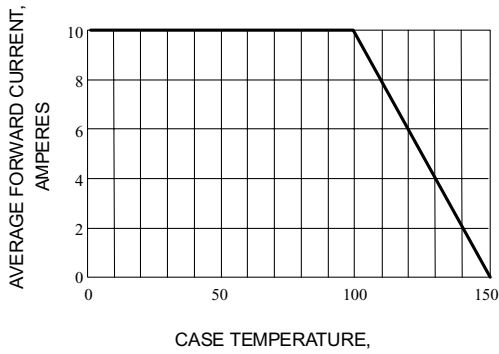


Fig. 1-FORWARD CURRENT DERATING CURVE

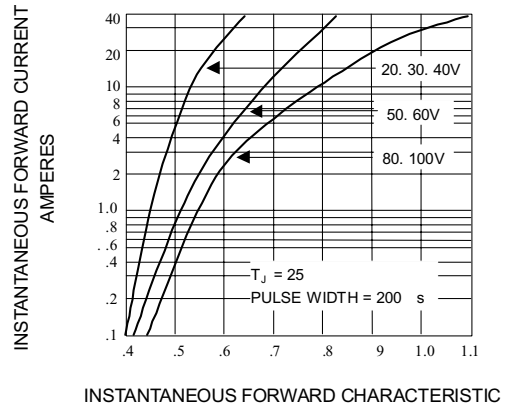


Fig. 2-TYPICAL INSTANTANEOUS FORWARD CHARACTERISTIC

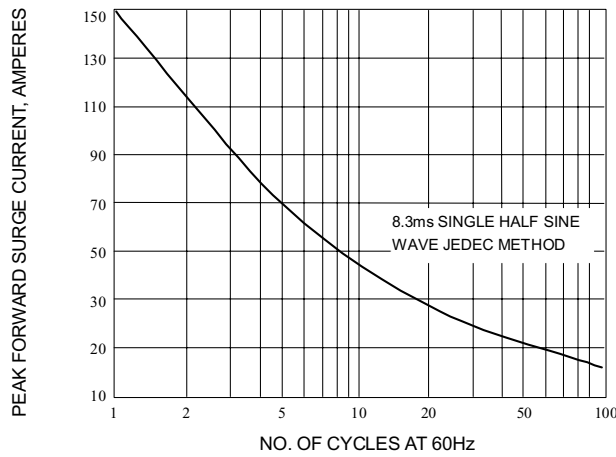


Fig. 3-MAXIMUM NON-REPETITIVE SURGE CURRENT



Micro Commercial Components

### Ordering Information

Device	Packing
(Part Number)-BP	Bulk;1Kpcs/Box

**\*\*\*IMPORTANT NOTICE\*\*\***

*Micro Commercial Components Corp.* reserves the right to make changes without further notice to any product herein to make corrections, modifications , enhancements , improvements , or other changes .  
*Micro Commercial Components Corp.* does not assume any liability arising out of the application or use of any product described herein; neither does it convey any license under its patent rights ,nor the rights of others . The user of products in such applications shall assume all risks of such use and will agree to hold *Micro Commercial Components Corp.* and all the companies whose products are represented on our website, harmless against all damages.

**\*\*\*APPLICATIONS DISCLAIMER\*\*\***

Products offer by *Micro Commercial Components Corp.* are not intended for use in Medical, Aerospace or Military Applications.