

6

5

4

3

2

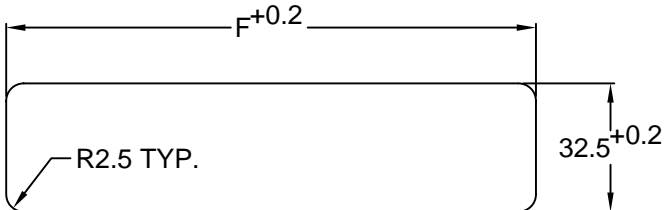
1

MATERIAL AND FINISH:
 Insulator: Polycarbonate, UL-94V-0 rated.
 Pin contact: Brass, Nickel plated.
 Solder Terminals: Brass, tin plated.

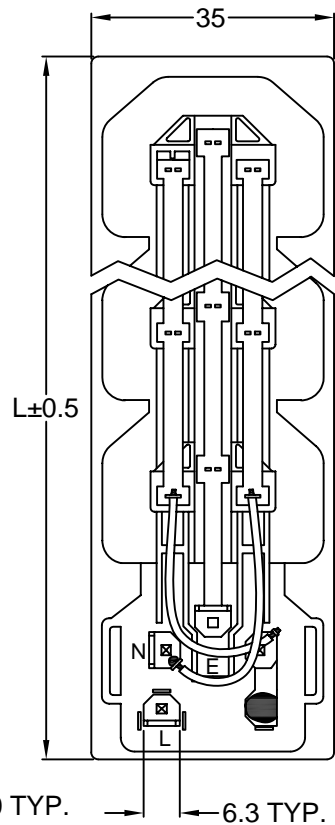
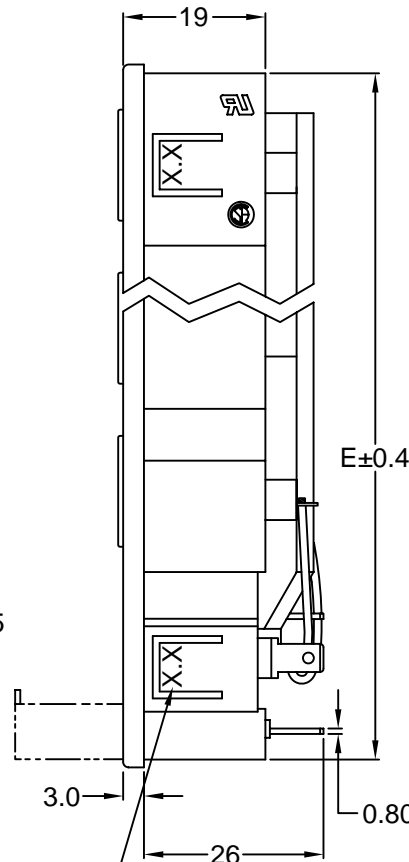
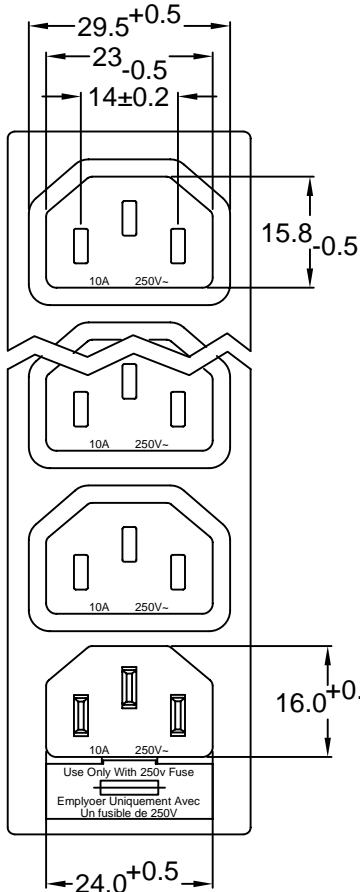
ELECTRICAL SPECIFICATIONS:
 Rated current: 10A
 Rated voltage: 250VDC



No of Port	L±0.5	E±0.4	F+0.2
1	58.5	55.4	55.9
2	82.1	79.0	79.5
3	105.7	102.6	103.1
4	129.3	126.2	126.7
5	152.9	149.8	150.3
6	176.5	173.4	173.9



RECOMMENDED
PANEL CUTOUT



REPLACE WITH
CORRESPONDING
PANEL THICKNESS

**RoHS
COMPLIANT**

REV	DATE	CHANGE	CHNG CHECK	
			APPR	PB
A	10/1/01	REVISED TOL & DIM F	TD	PB
B	12/16/05	REV. TERM. LENGTHS; ADD DIM	PB	PB

P/N	A	MAX. PANEL THICKNESS
44R01-X131-150	1.5	1.5
44R01-X131-250	2.5	2.5

ADDITIONAL PANEL THICKNESS & .187 [4.8]
QC AVAILABLE ON REQUEST

DRAWN BY		DT	DATE:	10/02/01
CHECK BY		PB	DATE:	10/3/01
APPR BY		PB	DATE:	10/3/01

TOLERANCE
UNLESS OTHERWISE SPECIFIED
 X ± 1
 X.X ± 0.4
 X.XX ± 0.20

Power Dynamics, Inc.

Phone: 973 560-0019 Whippany, New Jersey Fax: 973 560-0076

PART: IEC 60320 STRIP APPL. INLET & OUTLET
SNAP IN, QC TERM., 5x20mm FUSE HOLDER

PART #: 44R01-X131-XXX		SHEET 1 of 1
SIZE: A	ALL DIMENSIONS FOR REFERENCE ONLY DIMENSIONS ARE IN MILLIMETERS	
SCALE: NTS	REV: B	

6

5

4

3

2

1