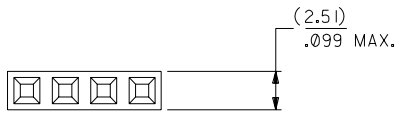


# OPTION A

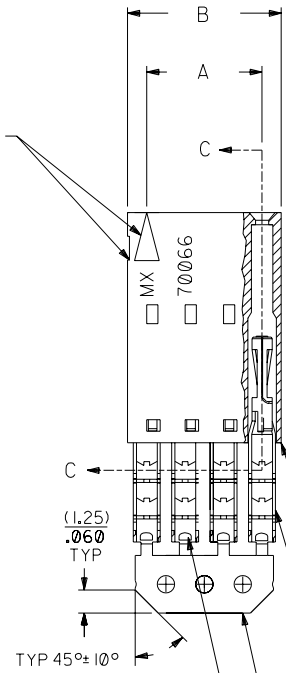
## NOTES:

- 1) TO BE USED WITH (22) AWG. STRANDED WIRE WITH (1.35)/.053 DIA. MAX. INSULATION.
- 2) SEE CHART FOR CIRCUIT SIZES.
- 3) STANDARD PACKAGING PER PK-70400-0001. OPTIONAL PACKAGING MAY BE AVAILABLE, REQUEST DWG. PK-70400
- 4) PARTS STACKABLE END TO END AND SIDE BY SIDE ON (2.54)/.100 CENTERS.
- 5) REFER TO PRODUCT SPECIFICATION: PS-70400.
- 6) SEE DWG. SDA-70400-\*\*\*\* (SHT. 5) FOR OPTIONAL HOUSING DETAILS.
- 7) 4 CIRCUIT SHOWN.
- 8) TO MATE WITH MOLEX (2.54)/.100 CENTERLINE HEADERS.

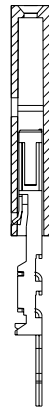
9) 2 CIRCUIT ASSEMBLIES SUPPLIED AS GROUPED PAIRS.



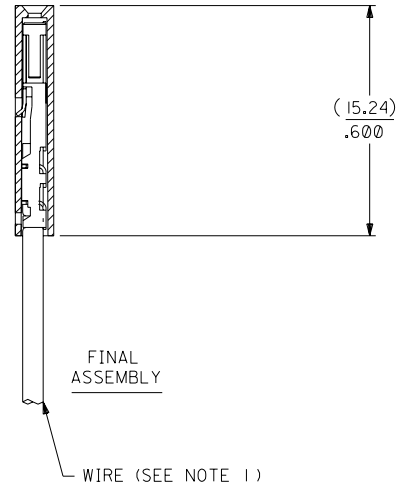
CIRCUIT NO. 1  
SLOT OR ARROW



### SECTION C-C



PRE-LOADED ASSEMBLY



FINAL ASSEMBLY

HOUSING PART NO. 70066-\*\*\*\*  
MATERIAL: G.F. POLYESTER, 94V-0

TERMINAL PART NO. 70028-\*\*\*\*  
MATERIAL: PHOSPHOR BRONZE  
PLATING PER ES-88-\*\*\*

30 GOLD - .000030 MIN. GOLD IN SELECT AREA WITH .000075 MIN. TIN IN SELECT AREA OVER .000050 MIN. NICKEL OVER-ALL.

\*THE PRIMARY SHIPPING CARTON WILL BE LABELED "COMPLIANT TO ROHS DIRECTIVE 2002/95/EC AND ELV ANNEX II OF DIRECTIVE 2000/53/EC". CARTONS WITHOUT THIS LABEL MAY CONTAIN PRODUCT WITH LEAD.

I.D. SLOT CODE TO WIRE GAUGE CHART	
I.D. SLOT CODE	WIRE GAUGE
D	22 AWG.

PLATING CODE (STRIPE ON CARRIER STRIP)	
PLATING	COLOR
30 GOLD	RED

CKT. SIZE	DIMENSIONS (INCH)		EDP. NO.	ENG. NO.
	A	B		
2	( 2.54 ) .100	( 5.05 ) .199	14-56-7029	A-70400-3350
3	( 5.08 ) .200	( 7.59 ) .299	14-56-7039	A-70400-3351
4	( 7.62 ) .300	( 10.13 ) .399	14-56-7049	A-70400-3352
5	( 10.16 ) .400	( 12.67 ) .499	14-56-7059	A-70400-3353
6	( 12.70 ) .500	( 15.21 ) .599	14-56-7069	A-70400-3354
7	( 15.24 ) .600	( 17.75 ) .699	14-56-7079	A-70400-3355
8	( 17.78 ) .700	( 20.29 ) .799	14-56-7089	A-70400-3356
9	( 20.32 ) .800	( 22.83 ) .899	14-56-7099	A-70400-3357
10	( 22.86 ) .900	( 25.37 ) .999	14-56-7109	A-70400-3358
11	( 25.54 ) 1.000	( 27.91 ) 1.099	14-56-7119	A-70400-3359
12	( 27.94 ) 1.100	( 30.45 ) 1.199	14-56-7129	A-70400-3360
13	( 30.48 ) 1.200	( 32.99 ) 1.299	14-56-7139	A-70400-3361
14	( 33.02 ) 1.300	( 35.53 ) 1.399	14-56-7149	A-70400-3362
15	( 35.56 ) 1.400	( 38.07 ) 1.499	14-56-7159	A-70400-3363
16	( 38.01 ) 1.500	( 40.61 ) 1.599	14-56-7169	A-70400-3364
17	( 40.64 ) 1.600	( 43.15 ) 1.699	14-56-7179	A-70400-3365
18	( 43.18 ) 1.700	( 45.69 ) 1.799	14-56-7189	A-70400-3366
19	( 45.72 ) 1.800	( 48.23 ) 1.899	14-56-7199	A-70400-3367
20	( 48.26 ) 1.900	( 50.77 ) 1.999	14-56-7209	A-70400-3368
21	( 50.80 ) 2.000	( 53.31 ) 2.099	14-56-7219	A-70400-3369
22	( 53.34 ) 2.100	( 55.85 ) 2.199	14-56-7229	A-70400-3370
23	( 55.88 ) 2.200	( 58.39 ) 2.299	14-56-7239	A-70400-3371
24	( 58.42 ) 2.300	( 60.93 ) 2.399	14-56-7249	A-70400-3372
25	( 60.96 ) 2.400	( 63.47 ) 2.499	14-56-7259	A-70400-3373

REV.	DATE	BY	CHK'D.	SCALE
D		AAB	WAZ	4:1
C		AAB	WAZ	4:1
B		AAB	WAZ	4:1
A		AAB	WAZ	4:1

DIMENSIONS SHOWN (METRIC) INCH	
UNLESS OTHERWISE SPECIFIED TOLERANCES: ANGULAR ± 1/2°	
3 PLACE ± .010	METRIC ---
2 PLACE ± .014	± 0.25
1 PLACE ---	± 0.35

▽ =	▼ =	REVISE ONLY ON CAD SYSTEM
TITLE ASSEMBLY, SL CONNECTOR (SINGLE ROW- (2.54)/.100 GRID)		
MOLEX INCORPORATED LITSE, ILL. 60532 U.S.A.		SHEET NO. DATE 10/26/87
PART NO. 74003350 0001	DRWG. NO. SDA-70400-3350-3373	FILE NAME 74003350.DWG
THIS DRAWING CONTAINS INFORMATION THAT IS PROPRIETARY TO MOLEX INC. AND SHOULD NOT BE USED WITHOUT WRITTEN PERMISSION.		
DA	DA	C