

PLEASE CHECK WWW.MOLEX.COM FOR LATEST PART INFORMATION

Part Number: [0901303350](#)
Status: **Active**
Overview: [cgrid_iii](#)
Description: 2.54mm (.100") Pitch C-Grid III™ Header, Dual Row, Right Angle, Shrouded, Fully Loaded, 50 Circuits, Black 0.76µm (30µ") Gold (Au) Selective Plating

Documents:

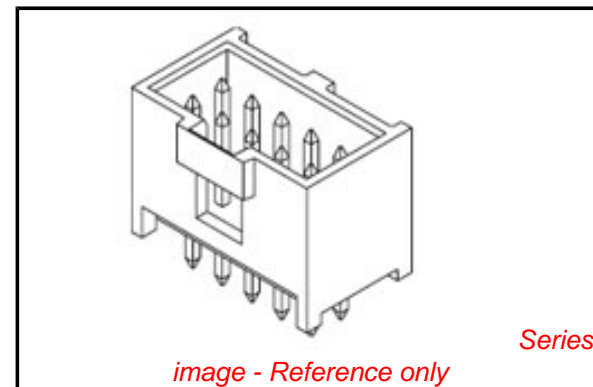
[3D Model](#) [RoHS Certificate of Compliance \(PDF\)](#)
[Drawing \(PDF\)](#)

General

Product Family	PCB Headers
Series	90130
Application	Wire-to-Board
Overview	cgrid_iii
Product Name	C-Grid III™

Physical

Breakaway	No
Circuits (Loaded)	50
Circuits (maximum)	50
Color - Resin	Black
Durability (mating cycles max)	200
First Mate / Last Break	No
Glow-Wire Compliant	No
Guide to Mating Part	No
Keying to Mating Part	None
Lock to Mating Part	Yes
Material - Metal	Brass
Material - Plating Mating	Gold
Material - Plating Termination	Tin
Material - Resin	Polyester
Number of Rows	2
Orientation	Right Angle
PC Tail Length (in)	0.114 In
PC Tail Length (mm)	2.90 mm
PCB Locator	No
PCB Retention	None
PCB Thickness Recommended (in)	0.063 In
PCB Thickness Recommended (mm)	1.60 mm
Packaging Type	Tray
Pitch - Mating Interface (in)	0.100 In
Pitch - Mating Interface (mm)	2.54 mm
Pitch - Term. Interface (in)	0.100 In
Pitch - Term. Interface (mm)	2.54 mm
Plating min: Mating (µin)	30.48
Plating min: Mating (µm)	0.762
Plating min: Termination (µin)	120
Plating min: Termination (µm)	3
Polarized to Mating Part	Yes
Polarized to PCB	No
Shrouded	Closed Ends
Stackable	No
Surface Mount Compatible (SMC)	No
Temperature Range - Operating	-55°C to +125°C
Termination Interface: Style	Through Hole



EU RoHS

ELV and RoHS Compliant
REACH SVHC
 Not Reviewed
Halogen-Free Status
 Not Reviewed

China RoHS



Need more information on product environmental compliance?

Email productcompliance@molex.com
 For a multiple part number RoHS Certificate of Compliance, [click here](#)

Please visit the [Contact Us](#) section for any non-product compliance questions.

Search Parts in this Series

[90130Series](#)

Mates With

[90142 C-Grid III™ Crimp Housing](#)

Electrical

Current - Maximum per Contact 3A
Voltage - Maximum 350V AC/DC

Solder Process Data

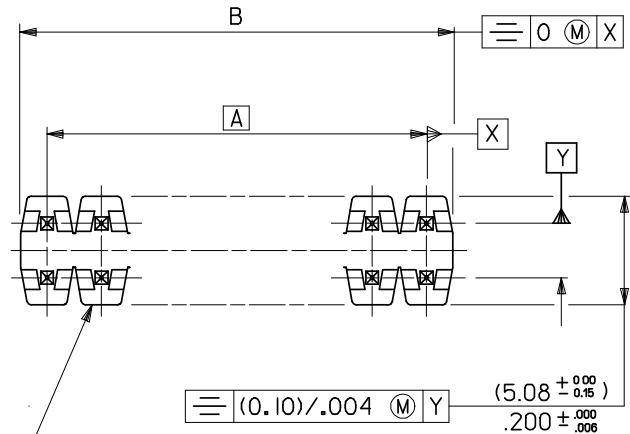
Duration at Max. Process Temperature (seconds) 5
Lead-free Process Capability Wave Capable (TH only)
Max. Cycles at Max. Process Temperature 1
Process Temperature max. C 260

Material Info**Reference - Drawing Numbers**

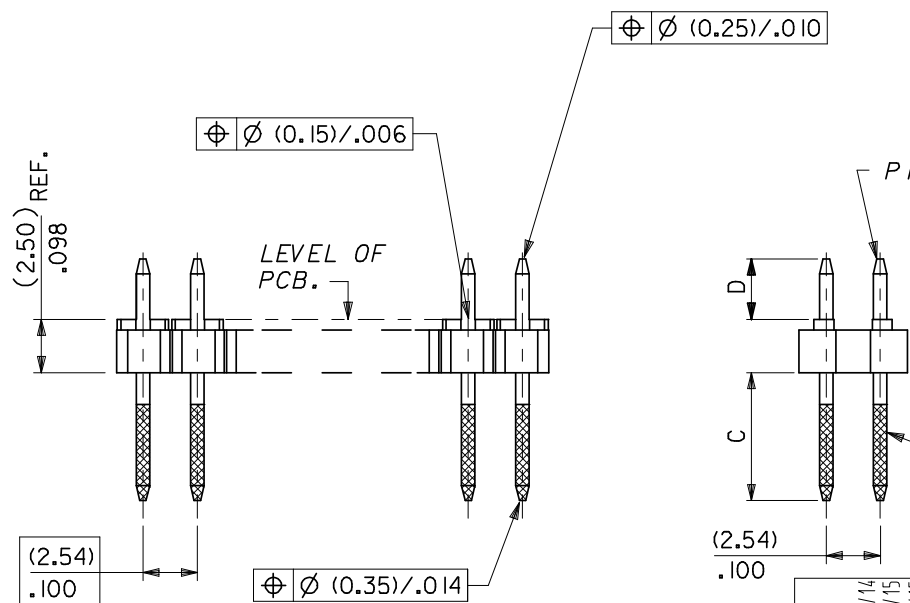
Packaging Specification PK-90130-001, PK-91814-005
Sales Drawing SDA-90130

This document was generated on 05/26/2010

PLEASE CHECK WWW.MOLEX.COM FOR LATEST PART INFORMATION



WAFER: 15% GLASS FILLED POLYESTER
TO UL 94V-0.
COLOUR: BLACK.

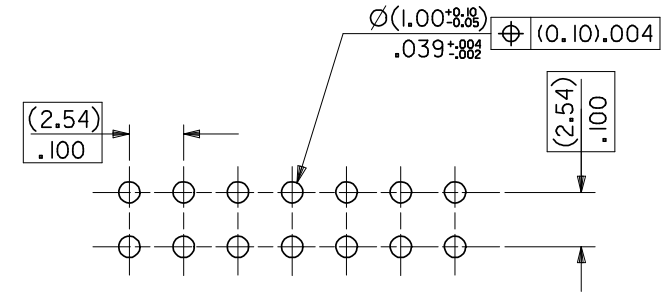


PINS: (0.635)/.025 SQ.
BRASS WIRE.
PLATED AS PER
SHEETS 2 TO 6.

CKT SIZE	DIM." A"		DIM." B" $(+0.20)$ -0.008		CKT SIZE	DIM." A"		DIM." B" $(+0.20)$ -0.008	
2X 1			(2.54)	.100	2X21	(50.80)	2.000	(53.34)	2.100
2X 2	(2.54)	.100	(5.08)	.200	2X22	(53.34)	2.100	(55.88)	2.200
2X 3	(5.08)	.200	(7.62)	.300	2X23	(55.88)	2.200	(58.42)	2.300
2X 4	(7.62)	.300	(10.16)	.400	2X24	(58.42)	2.300	(60.96)	2.400
2X 5	(10.16)	.400	(12.70)	.500	2X25	(60.96)	2.400	(63.50)	2.500
2X 6	(12.70)	.500	(15.24)	.600	2X26	(63.50)	2.500	(66.04)	2.600
2X 7	(15.24)	.600	(17.78)	.700	2X27	(66.04)	2.600	(68.58)	2.700
2X 8	(17.78)	.700	(20.32)	.800	2X28	(68.58)	2.700	(71.12)	2.800
2X 9	(20.32)	.800	(22.86)	.900	2X29	(71.12)	2.800	(73.66)	2.900
2X10	(22.86)	.900	(25.40)	1.000	2X30	(73.66)	2.900	(76.20)	3.000
2X11	(25.40)	1.000	(27.94)	1.100	2X31	(76.20)	3.000	(78.74)	3.100
2X12	(27.94)	1.100	(30.48)	1.200	2X32	(78.74)	3.100	(81.28)	3.200
2X13	(30.48)	1.200	(33.02)	1.300	2X33	(81.28)	3.200	(83.82)	3.300
2X14	(33.02)	1.300	(35.56)	1.400	2X34	(83.82)	3.300	(86.36)	3.400
2X15	(35.56)	1.400	(38.10)	1.500	2X35	(86.36)	3.400	(88.90)	3.500
2X16	(38.10)	1.500	(40.64)	1.600	2X36	(88.90)	3.500	(91.44)	3.600
2X17	(40.64)	1.600	(43.18)	1.700	2X37	(91.44)	3.600	(93.98)	3.700
2X18	(43.18)	1.700	(45.72)	1.800	2X38	(93.98)	3.700	(96.52)	3.800
2X19	(45.72)	1.800	(48.26)	1.900	2X39	(96.52)	3.800	(99.06)	3.900
2X20	(48.26)	1.900	(50.80)	2.000	2X40	(99.06)	3.900	(101.60)	4.000

NOTES

1. FOR ASSY NUMBERS WITH FINISH OPTIONS
AND DIM'S C & D SEE SHEETS 2 TO 7.



RECOMMENDED P.C. BOARD HOLE PATTERN

NOTES
2. RECOMMENDED PCB THICKNESS 1.6MM
3. PRODUCT SPECIFICATION: PS-99020-0001

ADDED NOTES EC NO: E2008-0337 DRWN: KIERAN CHKD: APPR: BMAGUIRE	2008/02/14	DESCRIPTION
	2008/02/15	
REV		

QUALITY SYMBOLS	GENERAL TOLERANCES (UNLESS SPECIFIED)	
	mm	INCH
▽ =	4 PLACES	± --- ± ---
∇ =	3 PLACES	± --- ± ---
	2 PLACES	± --- ± ---
	1 PLACE	± --- ± ---
	ANGULAR ± --- °	
DRAFT WHERE APPLICABLE MUST REMAIN WITHIN DIMENSIONS		

DIMENSION STYLE		SCALE	DESIGN UNITS	THIRD ANGLE PROJECTION
MM ONLY				
DRAWN BY	DATE	TITLE		
DB	16/7/87	C GRID III DUAL ROW STRAIGHT PIN HEADER		
CHECKED BY	DATE	MOLEX INCORPORATED		
APPROVED BY	DATE	DOCUMENT NO. SDA-90131		
MATERIAL NO.		SHEET NO.		
SEE CHART		1 OF 7		

THIS DRAWING CONTAINS INFORMATION THAT IS PROPRIETARY TO MOLEX INCORPORATED AND SHOULD NOT BE USED WITHOUT WRITTEN PERMISSION

PART NO. SEE CHART
 DWG. NO. SDA-90131

DIM C
 (+0.20 / ±.008)
 (6.75)
 .266

DIM D
 (+0.20 / 0.30 / ±.006 / -.012)
 (2.90)
 .114

CIRCUIT SIZE	PLATING TYPE A	PLATING TYPE E	PLATING TYPE F
	PART NO.	PART NO.	PART NO.
2 X 1	90131-0121	90131-0761	90131-0921
2 X 2	↑ -0122	↑ -0762	↑ -0922
2 X 3	-0123	-0763	-0923
2 X 4	-0124	-0764	-0924
2 X 5	-0125	-0765	-0925
2 X 6	-0126	-0766	-0926
2 X 7	-0127	-0767	-0927
2 X 8	-0128	-0768	-0928
2 X 9	-0129	-0769	-0929
2 X 10	-0130	-0770	-0930
2 X 11	-0131	-0771	-0931
2 X 12	-0132	-0772	-0932
2 X 13	-0133	-0773	-0933
2 X 14	-0134	-0774	-0934
2 X 15	-0135	-0775	-0935
2 X 16	-0136	-0776	-0936
2 X 17	-0137	-0777	-0937
2 X 18	-0138	-0778	-0938
2 X 19	-0139	-0779	-0939
2 X 20	-0140	-0780	-0940
2 X 21	-0141	-0781	-0941
2 X 22	-0142	-0782	-0942
2 X 23	-0143	-0783	-0943
2 X 24	-0144	-0784	-0944
2 X 25	-0145	-0785	-0945
2 X 26	-0146	-0786	-0946
2 X 27	-0147	-0787	-0947
2 X 28	-0148	-0788	-0948
2 X 29	-0149	-0789	-0949
2 X 30	-0150	-0790	-0950
2 X 31	-0151	-0791	-0951
2 X 32	-0152	-0792	-0952
2 X 33	-0153	-0793	-0953
2 X 34	-0154	-0794	-0954
2 X 35	-0155	-0795	-0955
2 X 36	-0156	-0796	-0956
2 X 37	-0157	-0797	-0957
2 X 38	-0158	-0798	-0958
2 X 39	↓ -0159	↓ -0799	↓ -0959
2 X 40	90131-0160	90131-0800	90131-0960

NOTES:
 FOR PLATING VARIATIONS SEE
 ENG.STD. SDES-99000-0003.

STANDARD PRODUCTS

FOR PREVIOUS DRAWING ISSUES SEE MRI.
 H SEE SHEET I.

DIMENSIONS SHOWN (METRIC) INCH <small>UNLESS OTHERWISE SPECIFIED TOLERANCES: ANGULAR ± 1/2°</small>	DRW BY DB																
	CHK'D BY																
<table border="1"> <tr><th colspan="2">INCH</th><th colspan="2">(METRIC)</th></tr> <tr><td>3 PLACE ± . ---</td><td></td><td></td><td></td></tr> <tr><td>2 PLACE ± . ---</td><td></td><td></td><td></td></tr> <tr><td>1 PLACE ± ---</td><td></td><td></td><td></td></tr> </table>	INCH		(METRIC)		3 PLACE ± . ---				2 PLACE ± . ---				1 PLACE ± ---				APP'D BY
INCH		(METRIC)															
3 PLACE ± . ---																	
2 PLACE ± . ---																	
1 PLACE ± ---																	
<small>DRAFT WHERE APPLICABLE MUST REMAIN WITHIN DIMENSIONS</small>	SCALE																
DESIGN DIMENSION (PRIMARY) <input checked="" type="checkbox"/> (MM) <input type="checkbox"/> IN.																	
EQUIVALENT DIMENSION (SECONDARY) <input type="checkbox"/> (MM) <input checked="" type="checkbox"/> IN.																	

REVISE ONLY ON CAD SYSTEM		SHL.	REV.
CAD/CAM FILENAME SA90131X2 DGN	THIS DRAWING CONTAINS INFORMATION THAT IS PROPRIETARY TO MOLEX INC. & SHOULD NOT BE USED WITHOUT WRITTEN PERMISSION		
TITLE C-GRID III DUAL ROW STRAIGHT PIN HEADER			
MOLLEX MOLEX EUROPE		SHEET NO. 20F	DATE 16/ 7/87
PART NO. SEE CHART	DWG NO. SDA-90131	SIZE B	