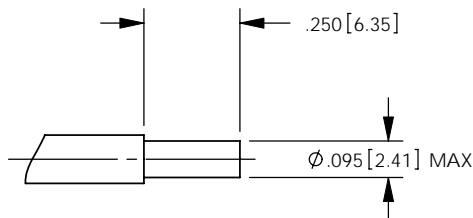
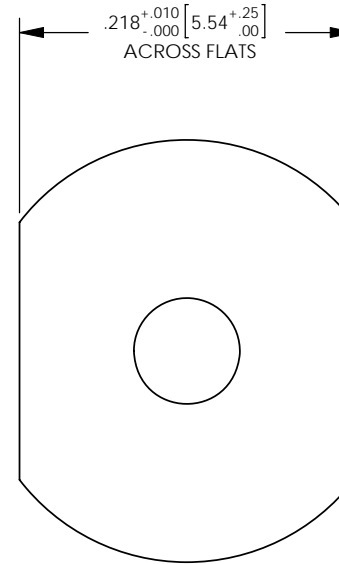
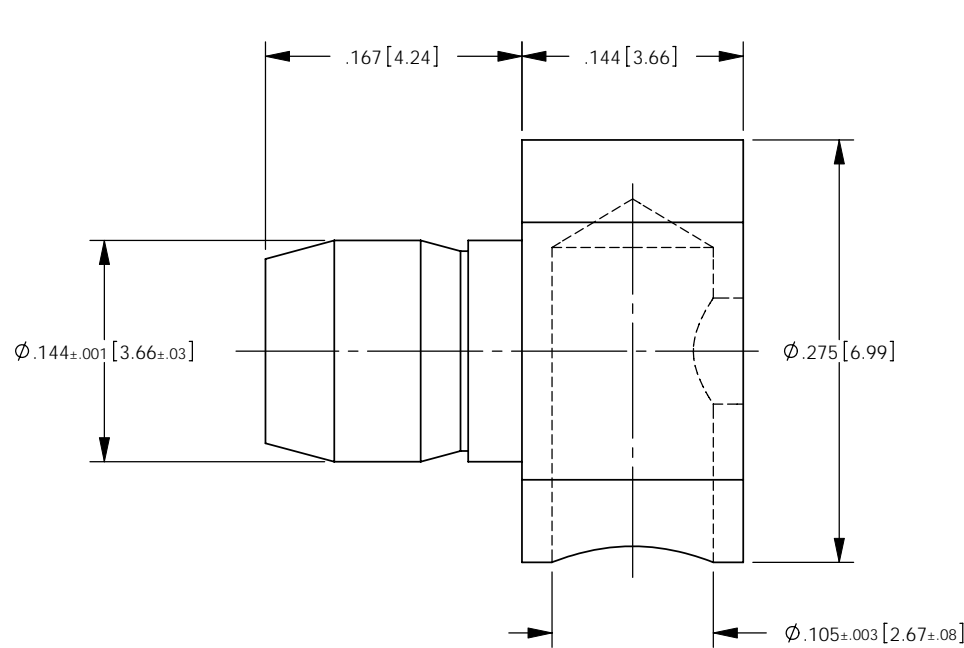
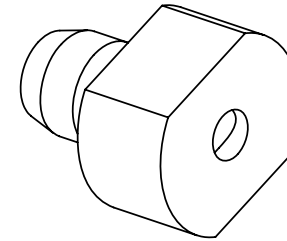


NOTES: UNLESS OTHERWISE SPECIFIED

1. FOR GENERAL SERIES SPECIFICATIONS, SEE SD74-0000.
2. MATERIAL SPECIFICATIONS: BRASS PER ASTM B16.
3. FINISH SPECIFICATIONS:  
.000030 MIN. GOLD PER ASTM B488 OVER .000050 MIN. NICKEL PER AMS QQ-N-290.
4. ELECTRICAL SPECIFICATIONS:  
CURRENT RATING: 30 AMPS
5. SUGGESTED FOR USE WITH 12 GA WIRE OR EQUIVALENT.
6. REFER TO CAP10-01 FOR CABLE ASSEMBLY PROCEDURE.

REV	DESCRIPTION	BY DATE	APPD
G	REVISED PER ER 11418	DAO 01/07/09	DAO



RECOMMENDED CABLE TRIM DIMENSIONS  
SCALE: 2:1

CATALOG P/N: 01358

PER ASME Y14.5M-1994 UNLESS OTHERWISE SPECIFIED: DIMENSIONS ARE IN INCHES (MM) TOLERANCES: DECIMAL: XX [X.X] ± .01 [0.3] .XXX [X.XX] ± .005 [0.13]		Winchester Electronics Corporation 62 Barnes Industrial Road North Wallingford, Connecticut 06492	
ANGES: ± 2°		SCALE: 8:1	
CUSTOMER DRAWING			
POWERSNAP RIGHT ANGLE SOLDER MOUNT 12 AWG, 30 AMP		<b>A</b> SD01358 SHT 1 OF 1 REV G	
DRAWN	DATE	APPROVED	DATE
JEM	08/12/03	CWB	08/16/03
APPROVED	DATE	APPROVED	DATE
JED	08/12/03	MG	08/16/03