

SP3T

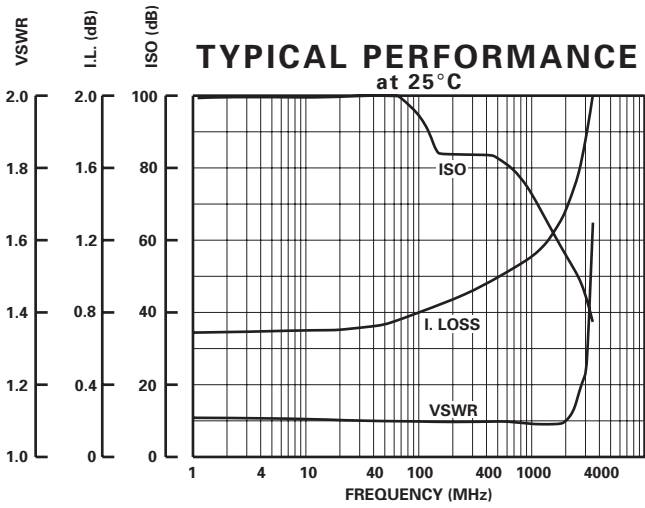
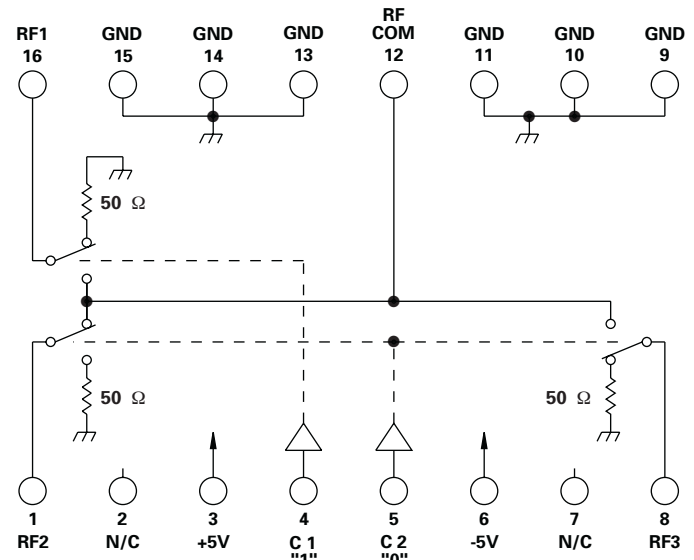
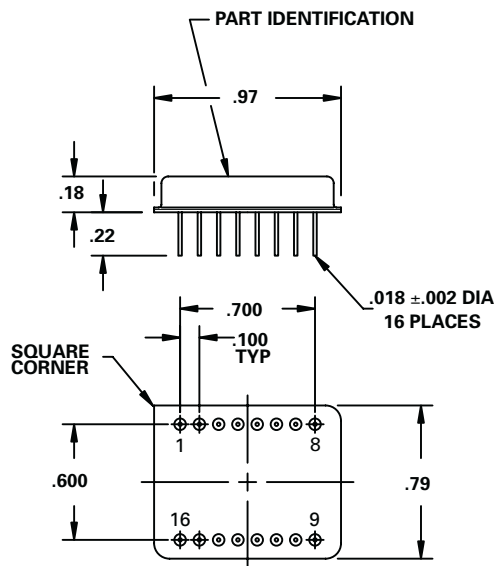
FEATURES

- 5 - 2000 MHz
- 10 nSec Transition Time
- 30 nSec Switching Speed
- Non-Reflective
- TTL Driver
- 16 Pin DIP



MODEL NO. DSW32096

GaAs SP3T



LOGIC TABLE		
C2	C1	Thru Path
0	0	COM to RF1
0	1	COM to RF2
1	0	COM to RF3
1	1	All Off

GUARANTEED PERFORMANCE

Parameter	Min	Typ	Max	Units	Conditions
Operating Frequency	DC		2050	MHz	
DC Current		0.2	5	mA	At +5 VDC Supply
		0.1	5	mA	At -5 VDC Supply
Control Type		TTL			2 Line See Logic Table
Control Current	High	±1	±10	µA	V _{IH} = +2.7V
	Low	±1	±10	µA	V _{IL} = +0.5V
Insertion Loss		1.1	1.5	dB	DC - 950 MHz
		1.4	2.0	dB	950 - 2050 MHz
Isolation	90	105		dB	DC - 50 MHz
	70	85		dB	50 - 500 MHz
	60	75		dB	500 - 1000 MHz
	45	56		dB	1000 - 2050 MHz
VSWR	Thru Termination		1.6/1 2.0/1		
Impedance		50		OHMS	
Switching Speed		54	75	nSEC	50% TTL to 90% / 10% RF
Transition (Rise/Fall) Time		10	30	nSEC	10% / 90% or 90% / 10% RF
Switching (Video) Transients		18		mV	Peak Value
Intercept Points	2nd	+57	+63	dBm	70 MHz / 50 MHz
		+67	+73	dBm	214 MHz / 127 MHz
		+80	+87	dBm	500 MHz / 350 MHz
	3rd	+30	+35	dBm	35 MHz / 50 MHz
		+33	+39	dBm	107 MHz / 127 MHz
		+40	+46	dBm	350 MHz / 150 MHz
RF Power	Operate	+11	+7	dBm	DC - 10 MHz
		+13	+10	dBm	10 - 500 MHz
		+18	+15	dBm	500 - 2050 MHz
	No Damage		+25	dBm	
Operating Temperature	-55	+25	+125	°C	TA