



- 10/100 Base-T for Ethernet Applications
- Impedance: 100OHMS
- RJ45 jack cavity conforms to FCC rules and regulations Part 68, SUB Part F
- Industrial Operating Temp: 0°C to +70°C
- Contact factory for Industrial Temp.
- Optional Gold Plating Thickness
- Other LED Patterns available

Electrical Specifications @ 25°C

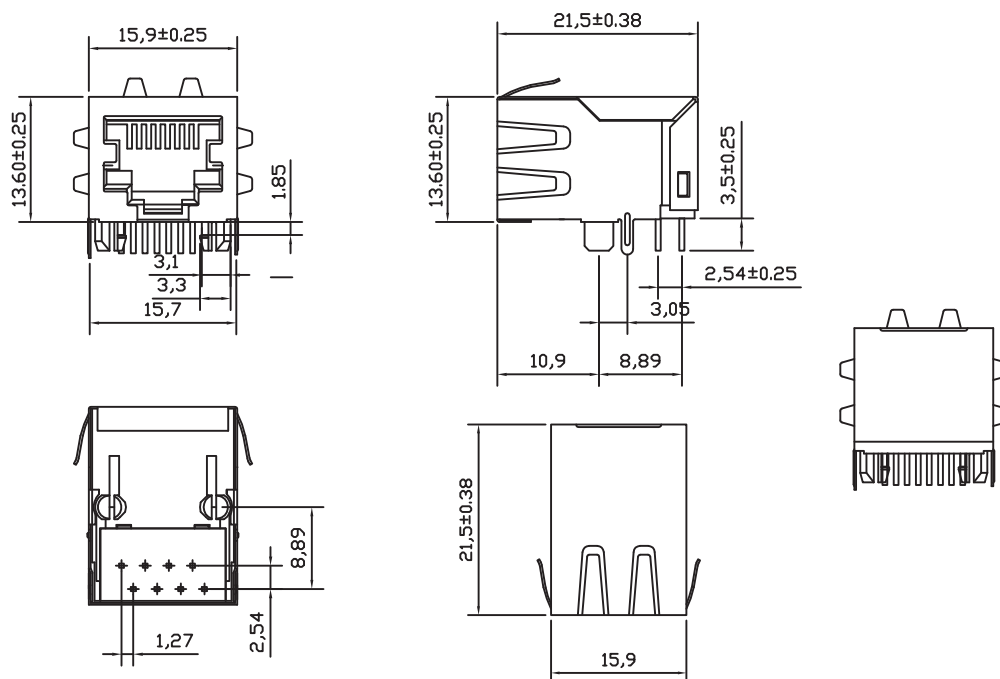
Part Number	OCL(uH Min) @ 100kHz, 0.1V	Turns Ratio chip: cable (±2%)	Insertion Loss (dB Max)	Return Loss (dB Min)		
	With 8mA DC Bias		1-100MHz	1-30MHz	30-60MHz	60-80MHz
AR11-3739	350	1CT:1CT	-1.0	-18	-18-20Log(F/30MHz)	-12


Electrical Specifications @ 25°C

Cross Talk (dB Min)					CMR (dB Min)					CDMR (dB Min)					HI-POT (Vrms)
0.5-1MHz	10MHz	30MHz	50MHz	100MHz	0.3-1MHz	10MHz	30MHz	60MHz	100MHz	0.3-1MHz	10MHz	30MHz	60MHz	100MHz	1.0mA/3Sec.
-50	-50	-40	-35	-30	-50	-47	-42	-37	-30	-50	-50	-50	-45	-40	1500

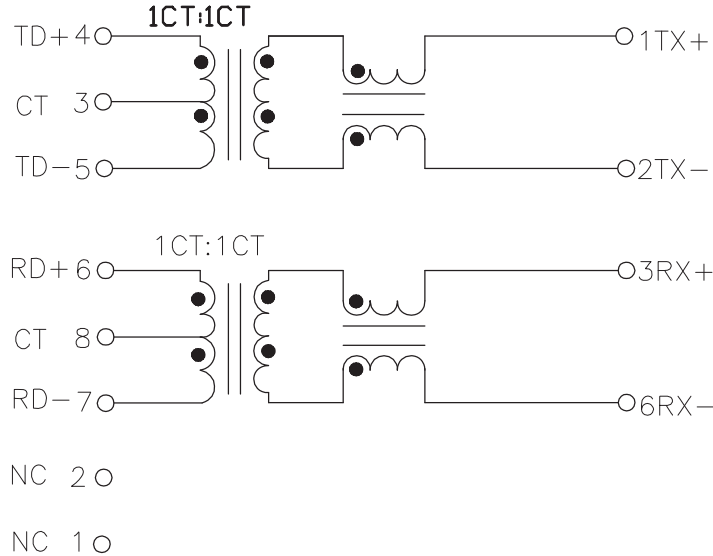
All specifications subject to change without notice.

MECHANICAL

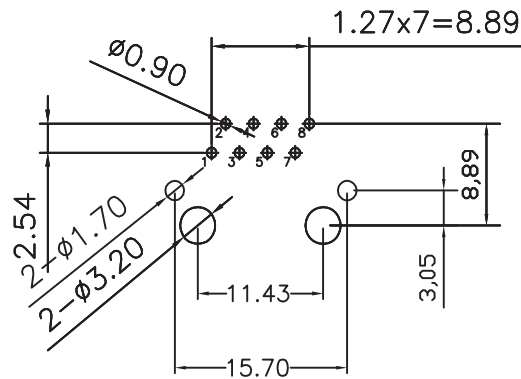




SCHEMATICS



PCB LAYOUT



NOTES

1. Shield- 0.20mm THICKNESS BRASS C2680 H. PLATING NICKEL 30u"-50u"
2. Housing- Standard Material Nylon66, Glass filled Polyester UL94V-0 Standard Color Black.
3. RJ Terminal- Plastic: Nylon 66, UL94V-0, Standard Color Black.
Pin: 0.35mm Thickness Phos-Bronze C5210 EH. Plating: Nickel 40u"-60u" for all and Sn 100%, and 6u" Gold Plating.
4. Input Terminal: Nylon66, Glass Filled, UL94V-0, Standard Color Black.
Pin: 0.35mm Thickness Phos-Bronze C2680. Plating: Nickel 40u"-60u" for all and Sn 100%.