



Frontier Electronics Corp.

667 E. COCHRAN STREET, SIMI VALLEY, CA 93065

TEL: (805) 522-9998 FAX: (805) 522-9989

E-mail: frontiersales@frontierusa.com

Web: <http://www.frontierusa.com>

35A HIGH CURRENT SILICON BRIDGE RECTIFIERS

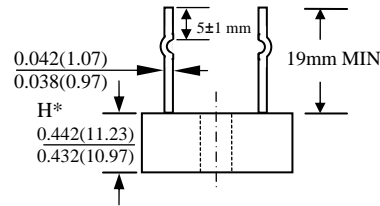
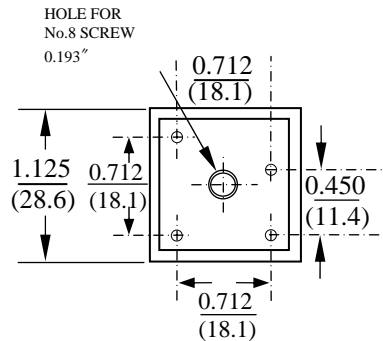
BP35-005F THRU BP35-10F

FEATURES

- CURRENT RATING 35A
- REVERSE VOLTAGE RATING UP TO 1000V
- TYPICAL IR LESS THAN 1 μ A
- HIGH TEMPERATURE SOLDERING GUARANTEED:
260°C /10 SECOND

MECHANICAL DATA

- CASE: METAL HEAT SINK CASE, ELECTRICALLY INSULATED
- TERMINALS: UNIVERSAL .25" (6.3mm) FAST ON
- MOUNTING METHOD: BOLT DOWN ON HEAT SINK WITH SILICON THERMAL COMPOUND BETWEEN BRIDGE AND MOUNTING SURFACE FOR MAXIMUM HEAT TRANSFER EFFICIENCY
- WEIGHT: 20 GRAMS



MAXIMUM RATINGS AND ELECTRICAL CHARACTERISTICS, RATINGS AT 25°C AMBIENT TEMPERATURE UNLESS OTHERWISE SPECIFIED
SINGLE PHASE, HALF WAVE, 60 HZ, RESISTIVE OR INDUCTIVE LOAD. FOR CAPACITIVE LOAD, DERATE CURRENT BY 20%

RATINGS	SYMBOL	BP35-005F	BP35-01F	BP35-02F	BP35-04F	BP35-06F	BP35-08F	BP35-10F	UNITS
MAXIMUM RECURRENT PEAK REVERSE VOLTAGE	V _{RRM}	50	100	200	400	600	800	1000	V
MAXIMUM RMS VOLTAGE	V _{RMS}	35	70	140	280	420	560	700	V
MAXIMUM DC BLOCKING VOLTAGE	V _{DC}	50	100	200	400	600	800	1000	V
MAXIMUM AVERAGE FORWARD RECTIFIED OUTPUT CURRENT AT TC=55°C	I _O	35.0							A
PEAK FORWARD SURGE CURRENT SINGLE SINE-WAVE SUPERIMPOSED ON RATED LOAD	I _{FSM}	400							A
STORAGE TEMPERATURE RANGE	T _{STG}	- 55 TO + 175							°C
OPERATING TEMPERATURE RANGE	T _{OP}	- 55 TO + 175							°C

ELECTRICAL CHARACTERISTICS (A_T T_A =25°C UNLESS OTHERWISE NOTED)

CHARACTERISTICS	SYMBOL	BP35-005F	BP35-01F	BP35-02F	BP35-04F	BP35-06F	BP35-08F	BP35-10F	UNITS
MAXIMUM INSTANTANEOUS FORWARD VOLTAGE PER BRIDGE ELEMENT AT SPECIFIED CURRENT	V _F	1.1							V
MAXIMUM REVERSE DC CURRENT AT RATE DC BLOCKING VOLTAGE PER ELEMENT	I _R	10							μ A

RATINGS AND CHARACTERISTIC CURVES BP35-005F THRU BP35-10F

FIG. 1 - MAXIMUM OUTPUT RECTIFIED CURRENT

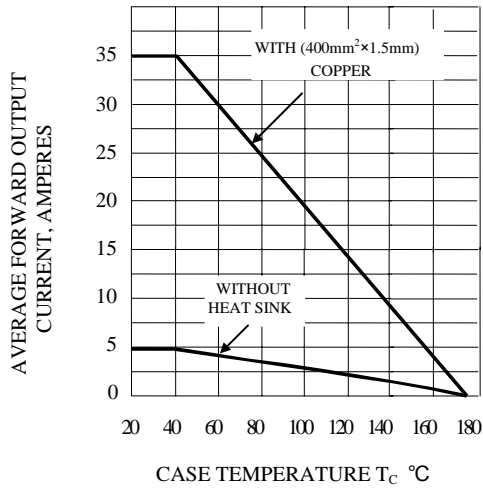


FIG. 4 - MAXIMUM NON-REPETITIVE PEAK FORWARD SURGE CURRENT

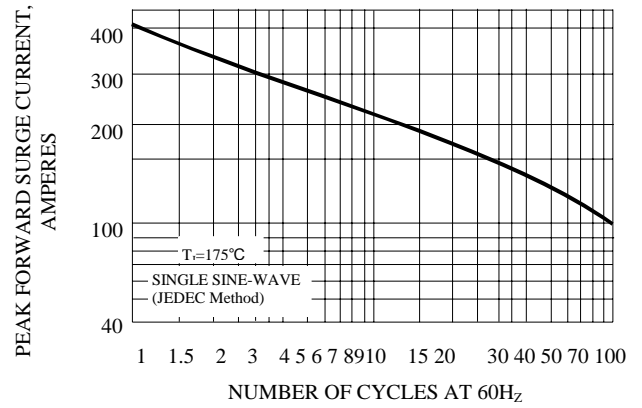


FIG. 2 - TYPICAL REVERSE CHARACTERISTICS AT T_J=25°C

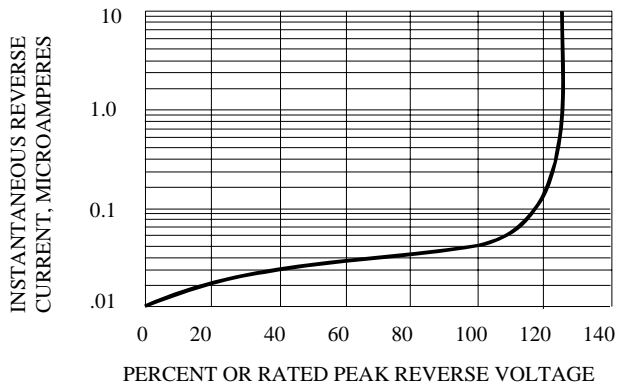


FIG. 5 - TYPICAL JUNCTION CAPACITANCE PER BRIDGE ELEMENT

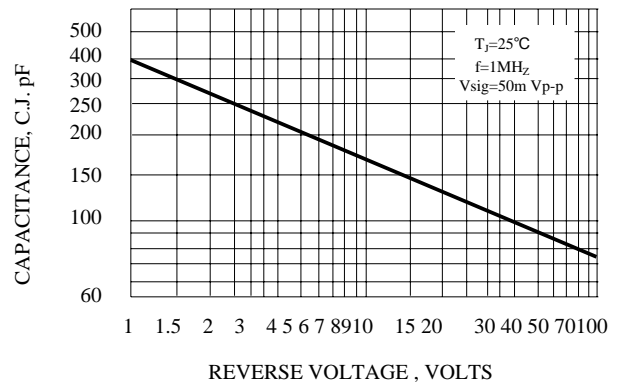


FIG. 3 - TYPICAL INSTANTANEOUS FORWARD CHARACTERISTICS

