

PLEASE CHECK WWW.MOLEX.COM FOR LATEST PART INFORMATION

Part Number: **0557570320**
Status: **Active**
Description: 5.00mm (.197") Pitch MTC™ Right Angle PCB Header, 3 Circuits Version, White Color, Lead-free

Documents:

[3D Model](#) [Product Specification PS-51240-005 \(PDF\)](#)
[Drawing \(PDF\)](#) [RoHS Certificate of Compliance \(PDF\)](#)

Agency Certification

CSA LR19980
 UL E29179

General

Product Family Terminal Blocks
 Series [55757](#)
 Application Wire-to-Board
 Component Type PCB Header
 Product Name MTC™
 Type Euro Block

Physical

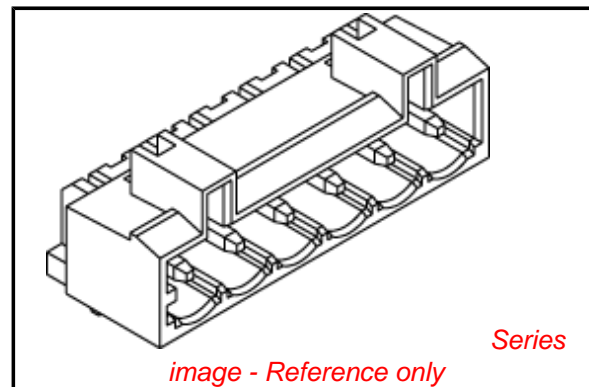
Circuits (Loaded) 3
 Color - Resin Natural
 Entry Angle N/A
 Flammability 94V-0
 Lock to Mating Part Yes
 Material - Plating Mating Tin
 Material - Plating Termination Tin
 Material - Resin Nylon
 Number of Rows 1
 Orientation Right Angle
 PC Tail Length (in) 0.149 In
 PC Tail Length (mm) 3.80 mm
 PCB Thickness Recommended (in) 0.062 In
 PCB Thickness Recommended (mm) 1.60 mm
 Panel Mount No
 Pitch - Mating Interface (in) 0.197 In
 Pitch - Mating Interface (mm) 5.00 mm
 Plating min: Mating (µin) 120
 Plating min: Mating (µm) 3
 Plating min: Termination (µin) 120
 Plating min: Termination (µm) 3
 Polarized to Mating Part Yes
 Shrouded Closed Ends
 Stackable No
 Temperature Range - Operating -30°C to +85°C
 Termination Interface: Style Through Hole
 Wire Size AWG N/A

Electrical

Current - Maximum per Contact 16A
 Voltage - Maximum 250V

Material Info

Reference - Drawing Numbers



EU RoHS

**ELV and RoHS
 Compliant**
REACH SVHC
 Not Reviewed
**Halogen-Free
 Status**
Not Reviewed

China RoHS



**Need more information on product
 environmental compliance?**

Email productcompliance@molex.com
 For a multiple part number RoHS Certificate of Compliance, [click here](#)

Please visit the [Contact Us](#) section for any non-product compliance questions.

Search Parts in this Series

[55757Series](#)

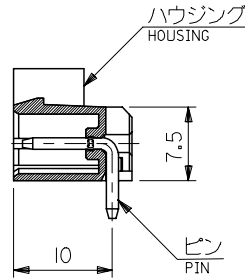
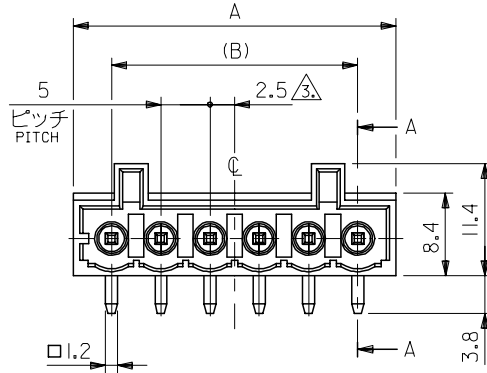
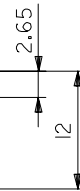
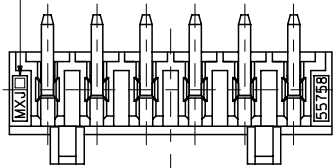
Mates With

[51240](#) , [54927](#)

This document was generated on 04/29/2010

PLEASE CHECK WWW.MOLEX.COM FOR LATEST PART INFORMATION

トレードマーク
TRADE MARK



断面 A-A
SECTION A-A

注記
NOTES:

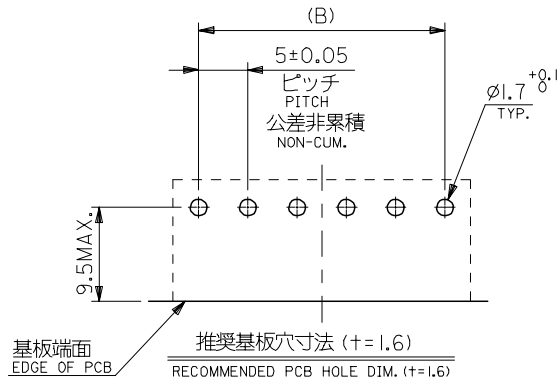
- 材質
MATERIAL
・ハウジング
HOUSING
ガラス入り66ナイロン、UL94V-0
66 NYRON, GLASS FILLED, UL94V-0
色:表参照
COLOR: REFER TO THE CHART
・ピン
PIN
銅合金
COPPER ALLOY
2. メッキ仕様
PLATING
錫メッキ: 1.0µm MIN.
TIN PLATING: 1.0µm MIN.
ニッケルメッキ: 1.0µm MIN. (下地メッキ)
NICKEL PLATING: 1.0µm MIN. (UNDER PLATING)

- 偶数極品に適用
APPLIED EVEN CIRCUITS PRODUCTS.
- 適合リセプタクル
APPLIED RECEPTACLE
51240-****
54927-****

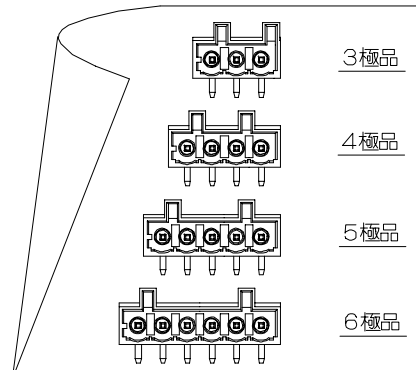
製品番号
MATERIAL NO.
55757-xx2*

極数 CIRCUIT SIZE	色 COLOR	アイボリー IVORY	0
		黒 BLACK	1
		灰 GRAY	5

- 本製品は 55757-xx1* の鉛フリー品である。
THIS PRODUCT IS LEAD FREE OF 55757-xx1*.



基板端面
EDGE OF PCB
推奨基板穴寸法 (±1.6)
RECOMMENDED PCB HOLE DIM. (±1.6)



25	32.8	55757-062*	6
20	27.8	55757-052*	5
15	22.8	55757-042*	4
10	17.8	55757-032*	3
B	A	製品番号 MATERIAL NO.	極数 CIRCUITS

RELEASED EC NO: J2006-0297 DRWN: MABE1 CHKD: KTOYODA APPR: NUKITA REV 0	DESCRIPTION 2005/08/02 2005/08/02 2005/08/09	GENERAL TOLERANCES (UNLESS SPECIFIED)		DIMENSION STYLE MM ONLY		SCALE 2:1	DESIGN UNITS METRIC	THIRD ANGLE PROJECTION
		10 UNDER	±0.2	DRAWN BY M. NABE1	DATE '05/07/26			
		10 OVER 30 UNDER	±0.25	CHECKED BY K. TOYODA	DATE '05/07/26	MOLEX MOLEX INCORPORATED		
		30 OVER	±0.3	APPROVED BY N. UKITA	DATE '05/07/26		DOCUMENT NO. SD-55757-004	
ANGULAR ±3 °		DRAFT WHERE APPLICABLE MUST REMAIN WITHIN DIMENSIONS		MATERIAL NO. SEE CHART		SHEET NO. 1 OF 1		
THIS DRAWING CONTAINS INFORMATION THAT IS PROPRIETARY TO MOLEX INCORPORATED AND SHOULD NOT BE USED WITHOUT WRITTEN PERMISSION								