

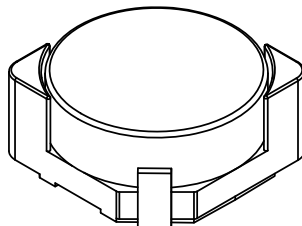
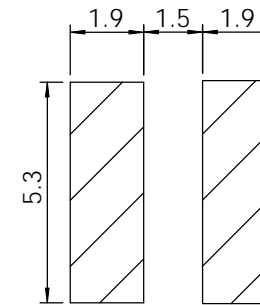
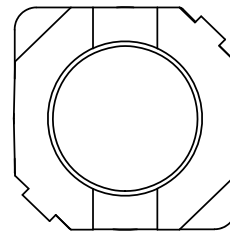
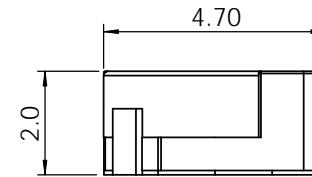
Part	L (μ H)	Tol %	R _{DC} MAX (Ω)	I _{DC} I _N (A)
CDRH4D18-1R0	1.0uH @ 100kHz	N	0.045	1.72
CDRH4D18-2R2	2.2uH @ 100kHz	N	0.075	1.32
CDRH4D18-2R7	2.7uH @ 100kHz	N	0.105	1.28
CDRH4D18-3R3	3.3uH @ 100kHz	N	0.11	1.04
CDRH4D18-3R9	3.9uH @ 100kHz	N	0.155	0.88
CDRH4D18-4R7	4.7uH @ 100kHz	N	0.162	0.84
CDRH4D18-5R6	5.6uH @ 100kHz	N	0.17	0.8
CDRH4D18-6R8	6.8uH @ 100kHz	N	0.2	0.76
CDRH4D18-8R2	8.2uH @ 100kHz	N	0.245	0.68
CDRH4D18-100	10uH @ 100kHz	N	0.2	0.61
CDRH4D18-120	12uH @ 100kHz	N	0.21	0.56
CDRH4D18-150	15uH @ 100kHz	N	0.24	0.5
CDRH4D18-180	18uH @ 100kHz	N	0.338	0.48
CDRH4D18-220	22uH @ 100kHz	N	0.397	0.41
CDRH4D18-270	27uH @ 100kHz	N	0.441	0.35
CDRH4D18-330	33uH @ 100kHz	N	0.694	0.32
CDRH4D18-390	39uH @ 100kHz	N	0.709	0.3

SPECIFICATION

TYPE = CDRH4D18
CONSTRUCTION = SURFACE MOUNT POWER INDUCTOR
TERMINAL COATING = NICKEL / SILVER
OPERATING TEMP. = -40 TO +85 °C
STORAGE TEMP = -55 TO +125 °C
INSULATION RESISTANCE = 100M Ω . 100V TERMINAL-CORE
DIELECTRIC STRENGTH = 250Vac TERMINAL-CORE
HUMIDITY EFFECTS = L \pm 5 @ 95%RH, 40 °C, 1HR
= Q \pm 5 @ 95%RH, 40 °C, 1HR
PACKAGING = 2000PCS/REEL
MARKING = 3 CHARACTERS, VALUE

NOTE

TOLERANCES L=15%; M=20%; N=30%



PROPRIETARY AND CONFIDENTIAL THE INFORMATION CONTAINED IN THIS DRAWING IS THE SOLE PROPERTY OF AIT COMPONENTS LTD. ANY REPRODUCTION IN PART OR AS A WHOLE WITHOUT THE WRITTEN PERMISSION OF AIT COMPONENTS LTD IS STRICTLY PROHIBITED.	NAME	DATE	AIT COMPONENTS LTD www.aitcomponents.com		
	DRAWN				
	CHECKED				
	ENG APPR			TITLE:	
MATERIAL	UNLESS OTHERWISE SPECIFIED DIMENSIONS ARE IN MILLIMETERS TOLERANCES: ONE PLACE DECIMAL +/-0.3 TWO PLACE DECIMAL +/-0.13 ANGLE +/-1 DEGREE		CDRH4D18 SMD POWER INDUCTOR		
FINISH	DO NOT SCALE DRAWING		SIZE A	DWG. NO. CDRH4D18 SMD POWER INDUCTOR REV. 00	
SCALE:1:1			SHEET 1 OF 1		