

# Spezifikation für Freigabe / specification for release

Kunde / customer :  
 Artikelnummer / part number :

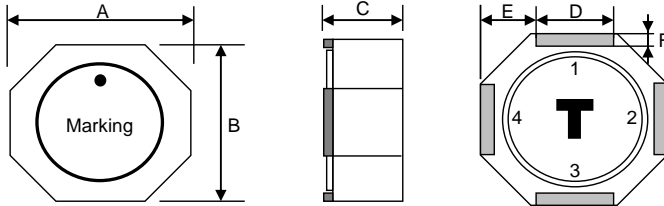
**74489440036**



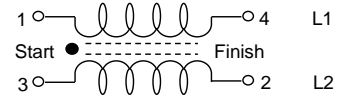
Bezeichnung : **SPEICHERDROSSEL WE-TDC 8038**  
 description : **COUPLED INDUCTOR WE-TDC 8038**

DATUM / DATE : 2011-08-30

## A Mechanische Abmessungen / dimensions:



	8038	
A	<b>8,0 ± 0,3</b>	mm
B	<b>8,0 ± 0,3</b>	mm
C	<b>3,8 ± 0,3</b>	mm
D	<b>3,2 typ.</b>	mm
E	<b>2,4 typ.</b>	mm
F	<b>1,0 typ.</b>	mm



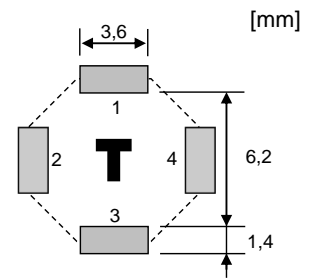
● start of winding

## B Elektrische Eigenschaften / electrical properties:

Eigenschaften / properties	Testbedingungen / test conditions		Wert / value	Einheit / unit	tol.
Induktivität (je Wicklg.) / inductance (each wdg.)	100 kHz / 5mA	L <sub>1,2</sub>	3,6	µH	+/-30%
DC-Widerstand (je Wicklg.) / DC-resistance (each wdg.)	@ 20°C	R <sub>DC1,2 typ</sub>	47	mΩ	typ.
DC-Widerstand (je Wicklg.) / DC-resistance (each wdg.)	@ 20°C	R <sub>DC1,2 max</sub>	53	mΩ	max.
Nennstrom (je Wicklg.) <sup>(1)</sup> / rated Current (each wdg.) <sup>(1)</sup>	ΔT = 40 K	I <sub>N1, N2</sub>	2,3	A	typ.
Sättigungsstrom (je Wicklg.) / saturation current (each wdg.)	ΔL/L < 10%	I <sub>sat</sub>	4,6	A	typ.
Eigenres.-Frequenz / self-res.-frequency		SRF	45	MHz	typ.
Nennspannung / rated Voltage		U <sub>DC</sub>	80	V	max.

<sup>(1)</sup> Stromfluss durch beide Wicklungen verursacht ΔT / both windings driven by rated current will occur ΔT

## C Lötpad / soldering spec.:



## D Prüfgeräte / test equipment:

**WAYNE KERR 3260B** für/for L<sub>0</sub>; I<sub>SAT</sub>  
**Agilent N5776A** für/for I<sub>DC</sub>;  
**GMC Metrahit 271** für/for R<sub>DC</sub>  
**Agilent E4991A** für/for SRF

## E Testbedingungen / test conditions:

Luftfeuchtigkeit / humidity: 33%  
 Umgebungstemperatur / temperature: +20°C

## F Werkstoffe & Zulassungen / material & approvals:

Basismaterial / base material: Ferrit/ ferrite  
 Draht / wire: Class H  
 Endoberfläche / finishing electrode: Ag/Ni/Sn

## G Eigenschaften / general specifications:

Betriebstemp. / operating temperature: -40°C - +125°C  
 Umgebungstemp. / ambient temperature: -40°C - +85°C  
 It is recommended that the temperature of the part does not exceed 125°C under worst case operating conditions.

Freigabe erteilt / general release:	Kunde / customer			
	Datum / date	Unterschrift / signature		
Geprüft / checked	Würth Elektronik			
	Kontrolliert / approved	SvS	Version 2	11-08-30
		ALa	Version 1	10-11-15
		Name	Änderung / modification	Datum / date

### Würth Elektronik eiSos GmbH & Co. KG

D-74638 Waldenburg · Max-Eyth-Strasse 1 · Germany · Telefon (+49) (0) 7942 - 945 - 0 · Telefax (+49) (0) 7942 - 945 - 400  
<http://www.we-online.de>

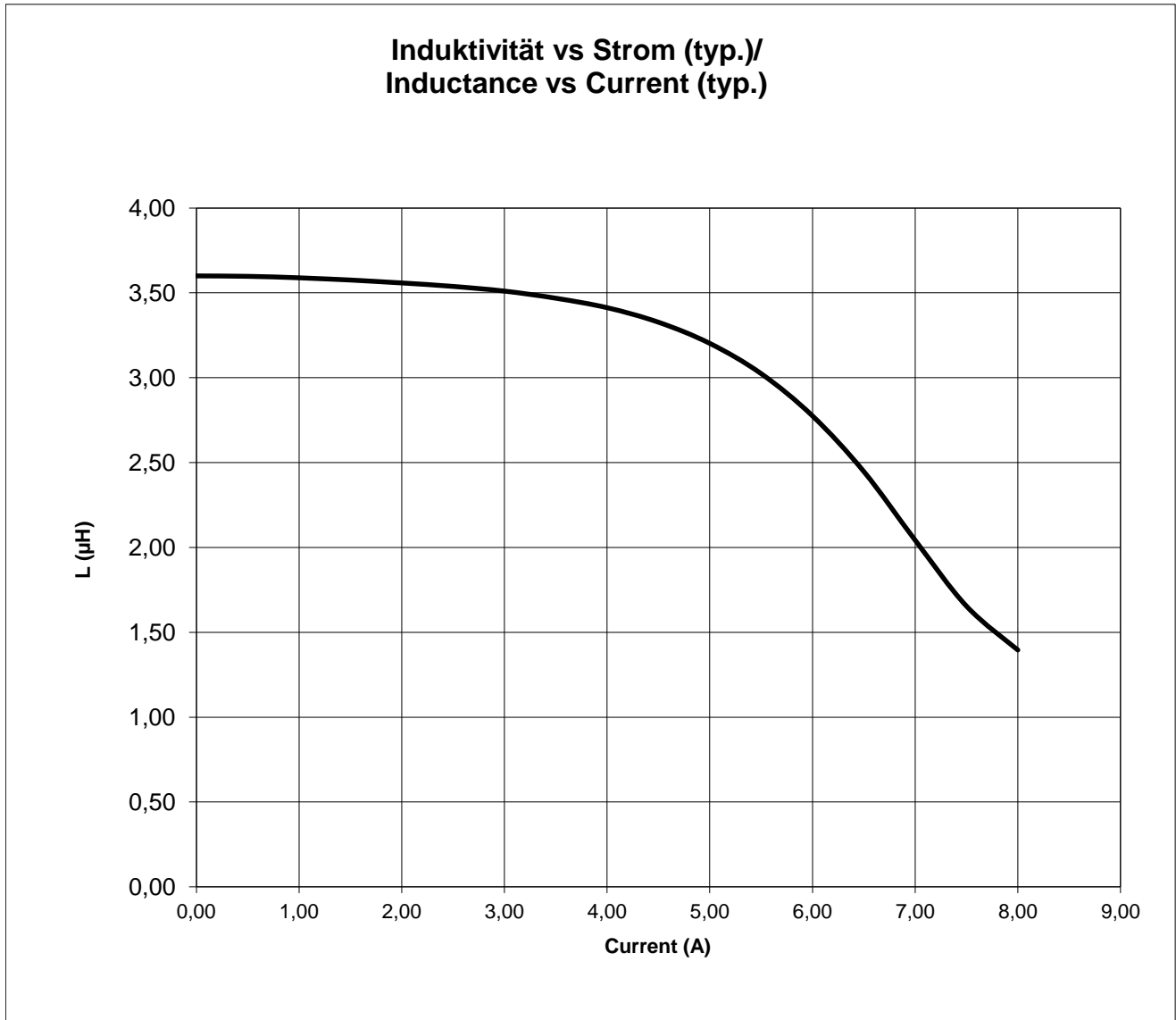
# Spezifikation für Freigabe / specification for release

Kunde / customer :  
 Artikelnummer / part number : **74489440036**  
 Bezeichnung : **SPEICHERDROSSEL WE-TDC 8038**  
 description : **COUPLED INDUCTOR WE-TDC 8038**



DATUM / DATE : 2011-08-30

## H Induktivitätskurve / Inductance curve:



Freigabe erteilt / general release:	Kunde / customer			
.....	.....			
Datum / date	Unterschrift / signature			
	Würth Elektronik			
.....	.....	SvS	Version 2	11-08-30
Geprüft / checked	Kontrolliert / approved	ALa	Version 1	10-11-15
		Name	Änderung / modification	Datum / date

**Würth Elektronik eiSos GmbH & Co. KG**

D-74638 Waldenburg · Max-Eyth-Strasse 1 · Germany · Telefon (+49) (0) 7942 - 945 - 0 · Telefax (+49) (0) 7942 - 945 - 400  
<http://www.we-online.de>

# Spezifikation für Freigabe / specification for release

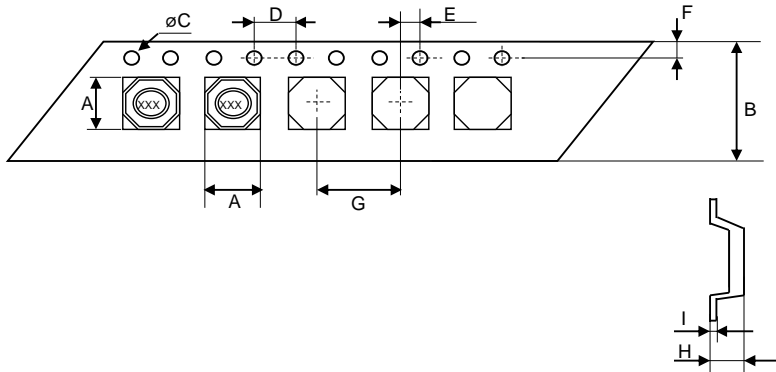
Kunde / customer :  
 Artikelnummer / part number : **74489440036**  
 Bezeichnung : **SPEICHERDROSSEL WE-TDC 8038**  
 description : **COUPLED INDUCTOR WE-TDC 8038**



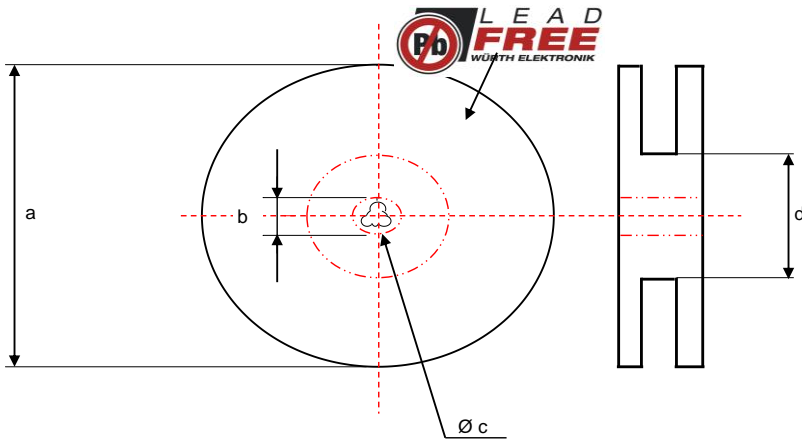
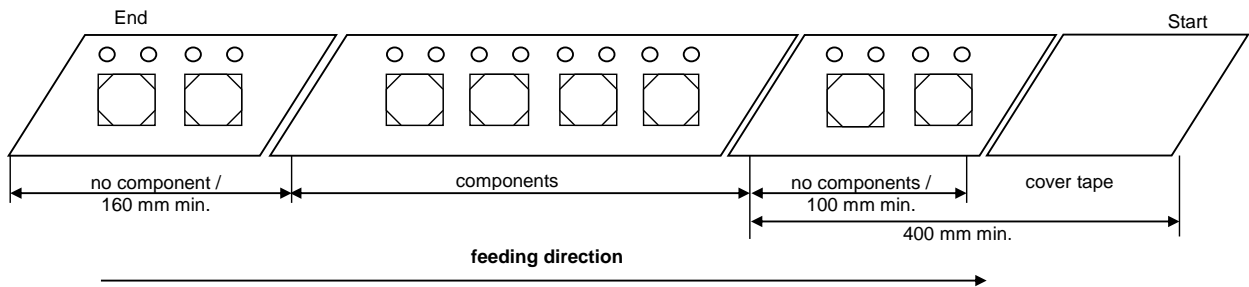
DATUM / DATE : 2011-08-30

**I Rollenspezifikation / tape and reel specification:**

Gurtspezifikation / Tape specification:



A	8,4 ± 0,1	mm
B	16,0 ± 0,3	mm
C	1,5 ± 0,1	mm
D	4,0 ± 0,1	mm
E	2,0 ± 0,1	mm
F	7,5 ± 0,1	mm
G	12,0 ± 0,1	mm
H	4,1 ± 0,1	mm
I	0,4 ± 0,05	mm



a	178,0 ± 2,0	mm
b	21,00 ± 0,8	mm
c	13,00 ± 0,5	mm
d	50,00 ± 1,0	mm

Freigabe erteilt / general release:	Kunde / customer		
Datum / date	Unterschrift / signature		
	Würth Elektronik		
Geprüft / checked	Kontrolliert / approved		
	SvS	Version 2	11-08-30
	ALa	Version 1	10-11-15
	Name	Änderung / modification	Datum / date

This electronic component has been designed and developed for usage in general electronic equipment. Before incorporating this component into any equipment where higher safety and reliability is especially required or if there is the possibility of direct damage or injury to human body, for example in the range of aerospace, aviation, nuclear control, submarine, transportation, (automotive control, train control, ship control), transportation signal, disaster prevention, medical, public information network etc, Würth Elektronik eiSos GmbH must be informed before the design-in stage. In addition, sufficient reliability evaluation checks for safety must be performed on every electronic component which is used in electrical circuits that require high safety and reliability functions or performance.

**Würth Elektronik eiSos GmbH & Co. KG**

D-74638 Waldenburg · Max-Eyth-Strasse 1 · Germany · Telefon (+49) (0) 7942 - 945 - 0 · Telefax (+49) (0) 7942 - 945 - 400  
<http://www.we-online.de>