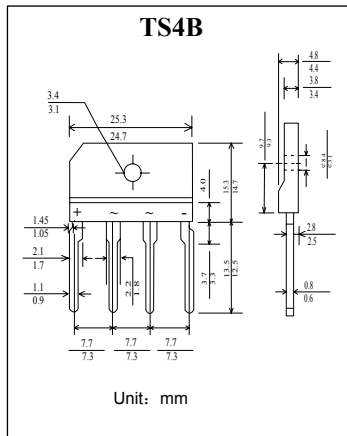


塑封硅整流桥堆

反向电压 600V
正向电流 4.0 A

Single-phase Silicon Bridge Rectifier

Reverse Voltage 600 V
Forward Current 4.0 A



特征 Features

- 低的反向漏电流 Low reverse leakage
- 较强的正向浪涌承受能力 High forward surge capability
- 浪涌承受能力: 120 A Surge overload rating: 120 Amperes peak

机械数据 Mechanical Data

- 封装: 塑料封装 Case: Molded Plastic
- 极性: 标记模压或印于本体 Polarity: Symbols molded or marked on body
- 安装位置: 任意 Mounting Position: Any

极限值和温度特性 TA = 25°C 除非另有规定。

Maximum Ratings & Thermal Characteristics Ratings at 25°C ambient temperature unless otherwise specified.

	符号 Symbols	TS4B05G	单位 Unit
最大可重复峰值反向电压 Maximum repetitive peak reverse voltage	V _{RRM}	600	V
最大均方根电压 Maximum RMS voltage	V _{RMS}	420	V
最大直流阻断电压 Maximum DC blocking voltage	V _{DC}	600	V
最大正向平均整流电流 TC = 100°C Maximum average forward rectified current	I _{F(AV)}	4.0	A
峰值正向浪涌电流 8.3ms 单一正弦半波 Peak forward surge current 8.3 ms single half sine-wave	I _{FSM}	120	A
最大反向峰值电流 @TA = 75°C Maximum peak reverse current full cycle	I _{R(AV)}	30	μA
典型热阻 Typical thermal resistance	R _{θJA}	5.5	°C/W
工作结温和存储温度 Operating junction and storage temperature range	T _j , T _{STG}	-55 --- +150	°C

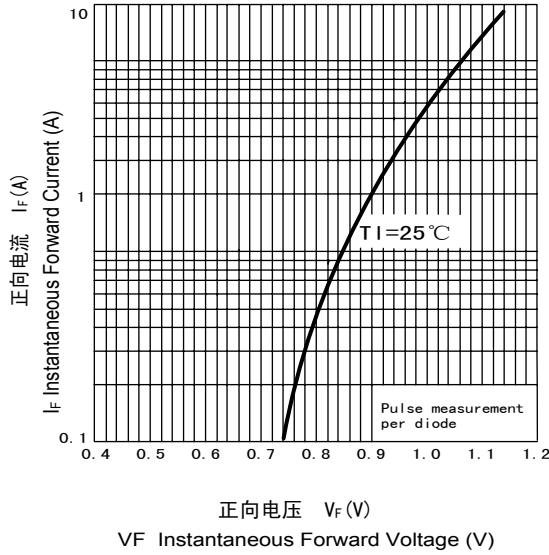
电特性 TA = 25°C 除非另有规定。

Electrical Characteristics Ratings at 25°C ambient temperature unless otherwise specified.

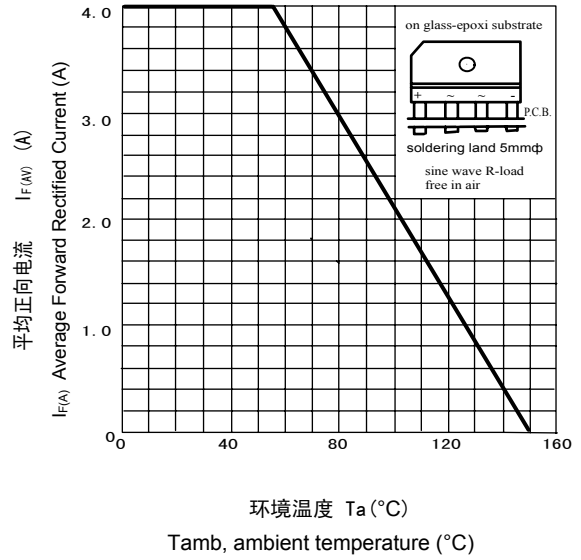
	符号 Symbols	TS4B05G	单位 Unit
最大正向电压 I _F = 4.0A Maximum forward voltage	V _F	1.1	V
最大反向电流 TA= 25°C Maximum reverse current TA= 125°C	I _R	5 500	μA
典型结电容 V _R = 4.0V, f = 1MHz Type junction capacitance	C _j	40	pF

特性曲线 Characteristic Curves

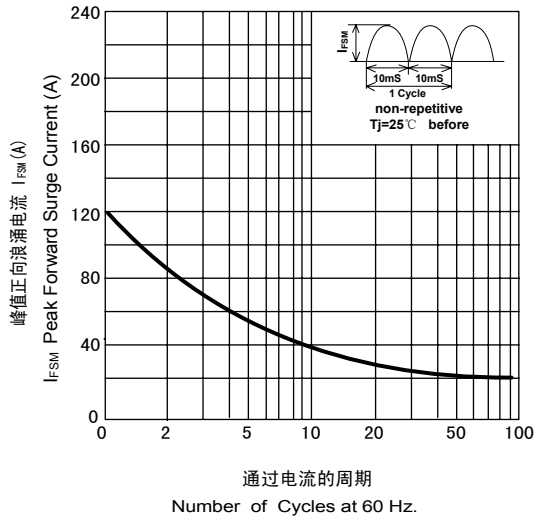
正向特性曲线 (典型值)
TYPICAL FORWARD CHARACTERISTIC



正向电流降额曲线
FORWARD CURRENT DERATING CURVE



浪涌特性曲线 (最大值)
MAXIMUM NON REPETITIVE
PEAK FORWARD SURGE CURRENT



功率损耗曲线
FORWARD POWER DISSIPATION

