


Dialight

568 Series

3mm LED CBI®

Circuit Board Indicator

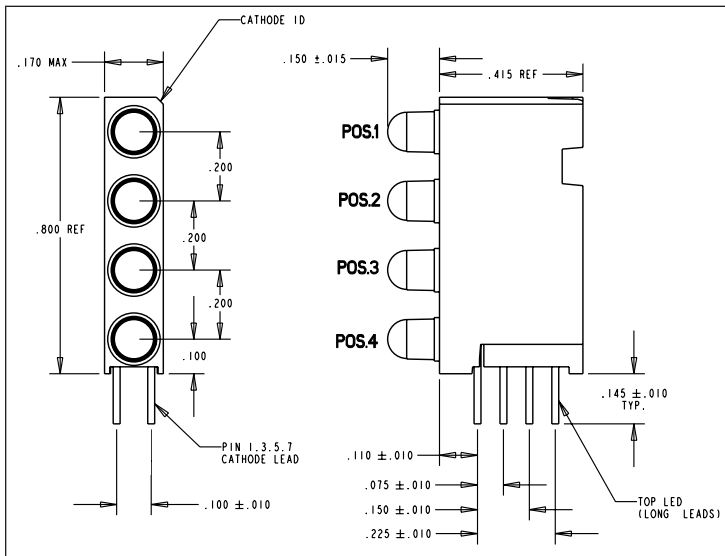
QUAD-LEVEL



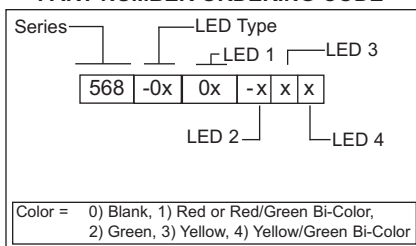
FEATURES / BENEFITS

- ▲ Multiple CBIs form horizontal LED arrays on 1.91 mm (0.075") center lines.
- ▲ High Contrast, UL 94 V-0 rated, black housing
- ▲ Oxygen index: 32%
- ▲ Polymer content: PBT, 0.949 g
- ▲ Housing stand-offs facilitate PCB cleaning
- ▲ Solderability per MIL-STD-202F, method 208F
- ▲ LEDs are safe for direct viewing per IEC 825-1, EN 60825-1

PART NUMBER	COLOR*
HIGH EFFICIENCY - LED TYPE 1	
568-0101-111	RED/RED/RED/RED
568-0102-222	GREEN/GREEN/GREEN/GREEN
568-0102-323	GREEN/YELLOW/GREEN/YELLOW
568-0103-232	YELLOW/GREEN/YELLOW/GREEN
LOW CURRENT - LED TYPE 2	
568-0201-111	RED/RED/RED/RED
568-0202-222	GREEN/GREEN/GREEN/GREEN
568-0202-323	GREEN/YELLOW/GREEN/YELLOW
568-0203-232	YELLOW/GREEN/YELLOW/GREEN
INTEGRAL RESISTOR, 5 VOLTS - LED TYPE 3	
568-0301-111	RED/RED/RED/RED
568-0302-222	GREEN/GREEN/GREEN/GREEN
568-0302-323	GREEN/YELLOW/GREEN/YELLOW
568-0303-232	YELLOW/GREEN/YELLOW/GREEN
BI-COLOR - LED TYPE 7	
568-0701-111	RED/GREEN-RED/GREEN-RED/GREEN-RED/GREEN
568-0704-444	YELLOW/GREEN-YELLOW/GREEN-YELLOW/GREEN-YELLOW/GREEN



PART NUMBER ORDERING CODE

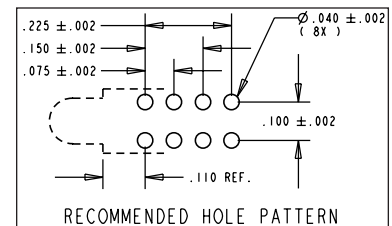


* LED 1, LED 2, LED 3, LED 4

Tolerance note:

- As noted, otherwise:**
- LED Protrusion: ± 0.4 mm [± 0.016]
 - CBI Housing: ± 0.2 mm [± 0.008]

Contact factory for information on custom color combinations.



Dialight Corporation

1501 Route 34 South • Farmingdale, NJ 07727 USA
Tel: (1) 732-919-3119 • Fax: (1) 732-751-5778 • www.dialight.com





**3mm LED CBI® Circuit Board Indicator
Quad-Level**

OPERATING CHARACTERISTICS (TA= 25°C)

HIGH EFFICIENCY - LED TYPE 1

Part Number	Color	Peak Wavelength (nm)	Iv mcd	V _F volts	Test Current (mA)	Viewing Angle 2ø 1/2
568-010x-xxx	Red	635	10.0	2	10	60°
	Green	565	12.6	2.1	10	60°
	Yellow	585	10.0	2.1	10	60°

LOW CURRENT - LED TYPE 2

Part Number	Color	Peak Wavelength (nm)	Iv mcd	V _F volts	Test Current (mA)	Viewing Angle 2ø 1/2
568-020x-xxx	Red	635	1.6	1.7	2	60°
	Green	565	1.6	1.9	2	60°
	Yellow	585	1.6	1.8	2	60°

INTEGRAL RESISTOR, 5 VOLTS - LED TYPE 3

Part Number	Color	Peak Wavelength (nm)	Iv mcd	Test Voltage	Test Current (mA)	Viewing Angle 2ø 1/2
568-010x-xxx	Red	635	4	5	10	60°
	Green	565	8	5	12	60°
	Yellow	583	8	5	10	60°

BI-COLOR - LED TYPE 7

Part Number	Color	Peak Wavelength (nm)	Iv mcd	V _F volts	Test Current (mA)	Viewing Angle 2ø 1/2
568-070x-xxx	Green/Red	565/635	10.0/4.7	2.1/2.0	10/10	60°
	Green/Yellow	565/585	6.3/4.3	2.1/2.1	10/10	60°

DIALIGHT RESERVES THE RIGHT TO MAKE CHANGES AT ANY TIME IN ORDER TO SUPPLY THE BEST PRODUCT POSSIBLE.

Dialight Corporation

1501 Route 34 South • Farmingdale, NJ 07727 USA

Tel: (1) 732-919-3119 • Fax: (1) 732-751-5778 • www.dialight.com

