



CHENMKO ENTERPRISE CO.,LTD

1N5817PT

THRU

1N5819PT

SCHOTTKY BARRIER RECTIFIER

VOLTAGE RANGE 20 - 40 Volts CURRENT 1.0 Ampere

Lead free devices

FEATURES

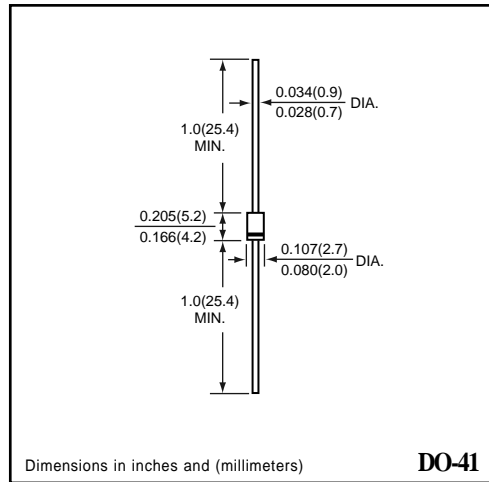
- * Plastic package has Underwriters Laboratory Flammability Classification 94V-0
- * Low switching noise
- * Low forward voltage drop
- * High current capability
- * High switching capability
- * High reliability
- * High surge capability
- * High temperature soldering guaranteed : 260°C/10 seconds , 0.375" (9.5mm) lead length, 5lbs. (2.3kg) tension

MECHANICAL DATA

Case: JEDEC DO-41 molded plastic body
Terminals: Plated axial leads, solderable per MIL-STD-750, Method 2026
Polarity: Color band denotes cathode end
Mounting Position: Any
Weight: 0.33 gram



DO-41



DO-41

MAXIMUM RATINGS AND ELECTRICAL CHARACTERISTICS

Ratings at 25°C ambient temperature unless otherwise specified.
 Single phase, half wave, 60 Hz, resistive or inductive load.
 For capacitive load, derate current by 20%.

MAXIMUM RATINGS (At TA = 25°C unless otherwise noted)

RATINGS	SYMBOL	1N5817PT	1N5818PT	1N5819PT	UNITS
Maximum Recurrent Peak Reverse Voltage	VRRM	20	30	40	Volts
Maximum RMS Voltage	VRMS	14	21	28	Volts
Maximum DC Blocking Voltage	VDC	20	30	40	Volts
Maximum Average Forward Rectified Current 0.375" (9.5mm) lead length at TL = 90°C	Io	1.0			Amps
Peak Forward Surge Current 8.3 ms single half sine-wave superimposed on rated load (JEDEC method)	IFSM	25			Amps
Typical Junction Capacitance (Note 1)	CJ	110			pF
Typical Thermal Resistance (Note 2)	R θJA	80			°C / W
Storage and Operating Temperature Range	TJ, TSTG	-65 to +125			°C

ELECTRICAL CHARACTERISTICS (At TA = 25°C unless otherwise noted)

CHARACTERISTICS	SYMBOL	1N5817PT	1N5818PT	1N5819PT	UNITS
Maximum Instantaneous Forward Voltage at 1.0 A DC	VF	0.45	0.55	0.60	Volts
Maximum Instantaneous Forward Voltage at 3.0 A DC	VF	0.75	0.875	0.90	Volts
Maximum Average Reverse Current at Rated DC Blocking Voltage	@ TA = 25°C	1.0			mAmps
	@ TA = 100°C	10			mAmps

NOTES : 1. Measured at 1.0 MHz and applied reverse voltage of 4.0 volts
 2. Thermal Resistance (Junction to Ambient) : Vertical PC Board Mounting, 0.5" (12.7mm) Lead Length.

RATING CHARACTERISTIC CURVES (1N5817PT THRU 1N5819PT)

FIG. 1 - TYPICAL FORWARD CURRENT DERATING CURVE

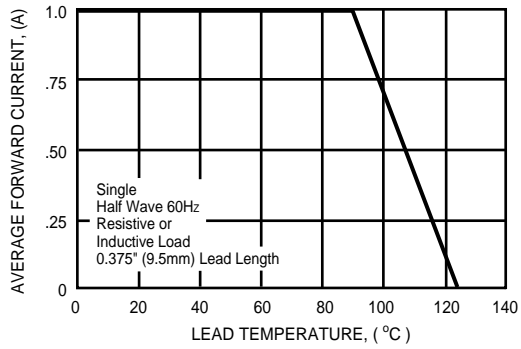


FIG. 2 - TYPICAL INSTANTANEOUS FORWARD CHARACTERISTICS

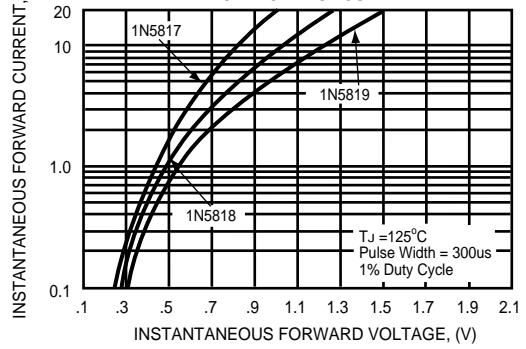


FIG. 3 - TYPICAL REVERSE CHARACTERISTICS

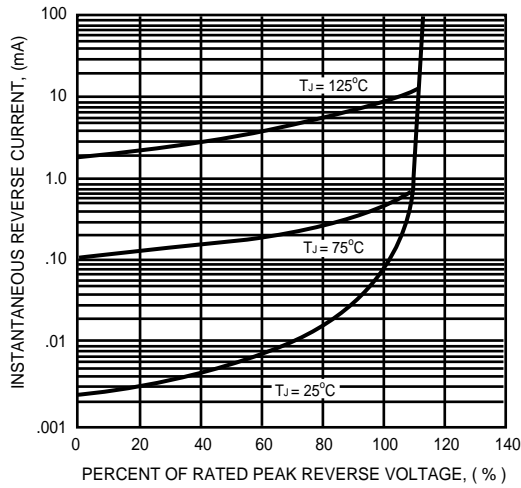


FIG. 4 - MAXIMUM NON-REPETITIVE FORWARD SURGE CURRENT

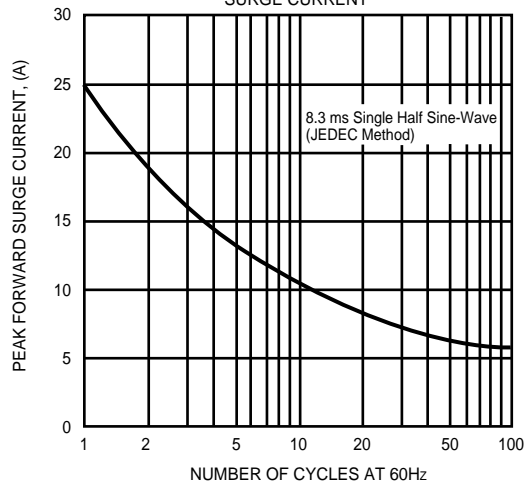


FIG. 5 - TYPICAL JUNCTION CAPACITANCE

