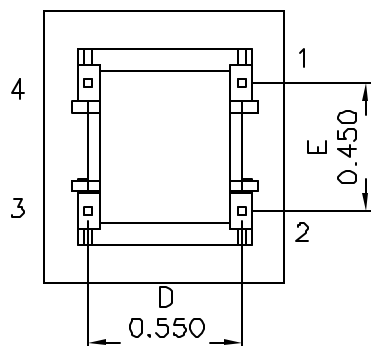
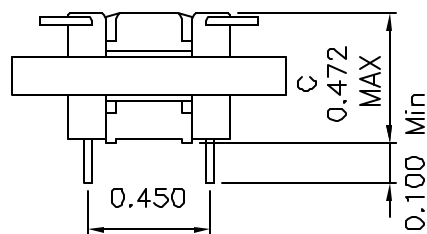
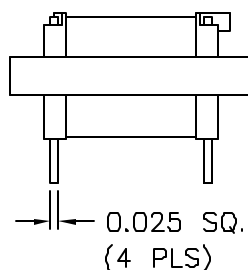
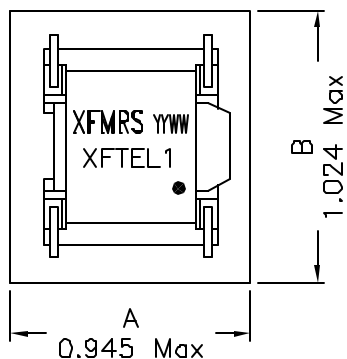
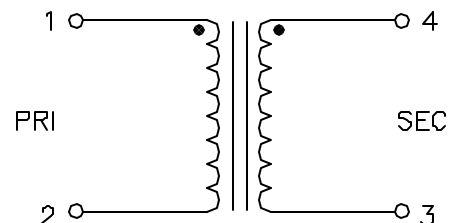


1. Mechanical:



(BOTTOM VIEW)

2. Schematic:



3. Electrical Specifications:

TURN RATIO: 1:1 ±2%

IMPEDANCE: Designed to reflect 600 ohms on PRI with 374 ohms load on SEC.

PRI. DCR: 108 ±10% OHMS

SEC. DCR: 120 ±10% OHMS

FREQUENCY RESPONSE: ±0.25dB, 200Hz - 4KHz

INSERTION LOSS: 2.0 ±0.25dB, AT 1KHz

RETURN LOSS: 30dB TYP AT 1KHz vs. 600 OHMS

HIPOT: 1250VAC 0.5mA 2 Sec (PRI TO SEC)

Note:

1. Solderability: Leads shall meet MIL-STD-202, Method 208D for solderability.
2. Flammability: UL94V-0,
3. ASTM oxygen index: > 28% ,
4. Temperature rating: 155°C. UL file E151556,
5. Operating Temperature Range: 0°C to +70°C

DOC. REV: A/1

XFMRS Inc	Title: MODEM COUPLERS	
	UNLESS OTHERWISE SPECIFIED	P/N: XFTEL1
TOLERANCES: .xxx ±0.010	DWN. 李小锋	REV. A Aug-30-01
Dimensions in Inch	CHK. 廖玉坤	Aug-30-01
Scale 1.5:1 SHT 1 OF 1	APP. Joe Huff	Aug-30-01